

DONZI

BEYOND PERFORMANCE



**2000
PRODUCT
INFORMATION
GUIDE**



A Message From the President

Hello from the world of performance! All of us at Donzi Marine are very excited about this year's new product line. We have worked very hard to give you the product and the tools to make your job as a Donzi Salesperson as easy as possible.

For 2000 Donzi Marine is more focused than ever. I can sum the direction of this company up in three words - Donzi is performance. Our goal to produce the biggest, fastest, best performing boats in the world has come true.

As a representative of Donzi you can rest assured there is no other boat company that offers what you have in your showroom today. From our exclusive Z-Tech stepped bottom, to our Z-Composite Hull Construction, and everything in-between, you have features and benefits galore.

This booklet you hold in your hands will most likely become your best friend on the showroom floor. Use it at all times. There is nothing as powerful as product knowledge when it comes to presenting a boat. This is how we make our living and if we are to become Master Sales Persons then we must know everything possible about the Donzi line.

I have asked my staff to make the 2000 Product Information Guide more detailed and more informative than ever before. I hope it helps you in your endeavor to be the best, as this information is what makes Donzi the best!

Mike Collins - President

TABLE OF CONTENTS
& AMORTIZATION CHART

THE HISTORY OF
DONZI MARINE

GENERAL FEATURES
AND BENEFITS

**TABLE OF CONTENTS
& AMORTIZATION CHART**

**THE HISTORY OF
DONZI MARINE**

**GENERAL FEATURES
AND BENEFITS**





Table of Contents

- *Amortization Chart*2
- *History of Donzi Marine*3-4
- *Z-Care 5 Year Limited Warranty*.....5
- *General Features & Benefits*7-8
- *ZX Series Introduction*9
 - 45 ZX11-14
 - 38 ZX15-18
 - 33 ZX19-22
 - 28 ZX23-26
 - 26ZX27-30
 - 22ZX31-34
- *Daytona Series Introduction*35
 - 45 Daytona37-40
 - 38 Daytona41-44
 - 33 Daytona45-48
 - 28 Daytona49-52
 - 26 Daytona53-56
 - 22 Daytona57-60
- *ZF Series Introduction*61
 - 35 ZF Open63-66
 - 35 ZF Cuddy67-70
 - 32 ZF71-74
 - 30 ZF75-78
 - 28 ZF79-82
 - 23 ZF83-86
- *Classic Series Introduction*87
 - 22 Classic89-92
 - 18 Classic93-96
 - 16 Classic97-100
- *Z Series Introduction*.....101
 - Z 32103-106
 - Z 32 Express Fish107-110
 - Z 27111-114
 - Z 23 Sport115-118
 - Z 22 Cuddy119-122
 - Z 22123-126
 - Z 20127-130
- *Performance Disclaimer*131
- *Performance Specifications*133-142

2000 ZX SERIES

THE HISTORY OF
DONZI MARINE

GENERAL FEATURES
AND BENEFITS



Amortization

**EQUAL MONTHLY PAYMENTS
TO AMORTIZE A LOAN OF \$1,000.**

TERM	5 YRS	7 YRS	10 YRS	12 YRS	15 YRS	20 YRS
RATE						
8%	20.28	15.59	12.14	10.83	9.56	8.37
8-1/4	20.40	15.72	12.27	10.97	9.71	8.53
8-1/2	20.52	15.84	12.40	11.11	9.85	8.68
8-3/4	20.64	15.97	12.54	11.24	10.00	8.84
9	20.76	16.09	12.67	11.39	10.15	9.00
9-1/4	20.88	16.22	12.81	11.53	10.30	9.16
9-1/2	21.01	16.35	12.94	11.67	10.45	9.33
9-3/4	21.13	16.48	13.08	11.81	10.60	9.49
10	21.25	16.51	13.22	11.96	10.75	9.66
10-1/4	21.38	16.74	13.36	12.10	10.90	9.82
10-1/2	21.50	16.87	13.50	12.25	11.06	9.99
10-3/4	21.62	17.00	13.64	12.39	11.21	10.16
11	21.75	17.13	13.78	12.54	11.37	10.33
11-1/4	21.87	17.26	13.92	12.69	11.53	10.50
11-1/2	22.00	17.39	14.06	12.84	11.69	10.67
11-3/4	22.12	17.52	14.21	12.99	11.85	10.84
12	22.25	17.66	14.35	13.14	12.01	11.02
12-1/4	22.38	17.79	14.50	13.29	12.17	11.19
12-1/2	22.50	17.93	14.64	13.44	12.33	11.37
12-3/4	22.63	18.06	14.79	13.60	12.49	11.54
13	22.76	18.20	14.94	13.75	12.66	11.72
13-1/4	22.89	18.33	15.08	13.91	12.82	11.90
13-1/2	23.01	18.47	15.23	14.06	12.99	12.08
13-3/4	23.14	18.61	15.38	14.22	13.15	12.26
14	23.27	18.75	15.53	14.38	13.32	12.44

TABLE OF CONTENTS
& AMORTIZATION CHART

2000 ZX SERIES

THE HISTORY OF
DONZI MARINE

GENERAL FEATURES
AND BENEFITS

History of Donzi Marine

The history of Donzi is very exciting, to say the least. When presenting a Donzi, it is wise to always bring up the history. As a matter of fact, it is probably crucial to involve it in your presentation.

Anyone that has ever owned a performance boat, or for that the matter any boat, knows the name "Donzi." And when they hear it, they immediately associate it with Don Aronow. Don founded Donzi in 1964. He also founded other companies such as Magnum, Formula, Cigarette, Aronow Powerboats and Squadron XII.

Don and his racing partners put Donzi on the map in the 1964 Miami to Key West race with the very first model, a 28 foot performance boat. The Sweet 16 was introduced at the 1965 New York Boat Show and instantly became known as the "Jaguar of Sport Boats." It was these two boats that paved the way for all performance boats to come.

Don owned Donzi from 1964 until 1966 when he sold it to Teleflex, a company that still produces some of the finest steering systems in the marine marketplace. It was during this time that more models were added including a line of fish boats.

In the early '70s the owner of Teleflex sold Donzi to his two sons, the Chisolm brothers. They continued to manufacture performance boats that were second to none. It was the two brothers that kept the prestigious name going by way of producing a quality product and focusing their marketing strategies to the affluent.

Ten years later Dick Genth purchased Donzi and immediately gained market share with the introduction of the Regazza series. Dick and his staff signed more dealers, produced more boats and sold more Donzis at retail than any other group to that point. The times were good and business was even better.

Continued on reverse....

2000 ZX SERIES

2000 DAYTONA SERIES

GENERAL FEATURES
AND BENEFITS



History of Donzi Marine cont...

OMC was feeling the high of a great economy and made an offer to purchase Donzi from Dick. He accepted in 1989 and MerCruiser engines were immediately replaced with OMC product. The following four years were a roller coaster ride for the OMC group. The economy declined as did boat sales. The engine of choice for performance boats was Mercruiser and the buyer did not accept the Ford product.

American Marine Holdings, Inc. (AMH), the parent company of Pro-Line Boats, was searching for a sport boat company to widen their market share and production capabilities. Headed by Chairman and CEO Lee Kimmell, along with President Mike Collins, they found Donzi. OMC was more than willing to sell the company. When AMH closed on the deal in October of 1993, there were seven active dealers and three Donzi models, the 16, 18, and 22 Classics. Today, Donzi has dealers throughout the world, and, for the 2000 model year, Donzi offers over 30 different models.

The catalyst for the success of Donzi is simple. Donzi is performance. Today Donzi builds the biggest, fastest and best performing boats on the water. Their goal is to continue to best their best and never rest on their laurels.

Donzi Marine - Beyond Performance!



Z-CARE

5-Year Limited Warranty

The most important feature and benefit Donzi has ever offered is here! For 2000 we are pleased to include a 5 year limited warranty, called Z Care, on all factory installed accessories, factory installed electronics, engines, outdrives, mechanical systems, electrical systems, controls, and more!

Quite simply put, Donzi offers peace of mind to your customer. Be sure and explain to every prospect that comes into your store that Donzi is the only manufacturer that offers anything like this. The number one reason people leave the sport of boating is due to the high cost of maintaining a boat. Donzi has attacked the problem head on!

This revolutionary 5 year limited warranty is transferable, comes with a 24 hour, 1-800 emergency Hotline, and much more. See your manager for all the details. This is the one feature and benefit that you want to share with all of your prospects.

For 2000, the biggest, fastest, best performing boats in their class are also the best-backed boats in their class!

**TABLE OF CONTENTS
& AMORTIZATION CHART**

**THE HISTORY OF
DONZI MARINE**

2000 ZX SERIES

2000 DAYTONA SERIES

**GENERAL FEATURES
AND BENEFITS**





General Features & Benefits

Feature: Donzi History
Benefit: Solidifies our position in the performance boat market.

Feature: Standard Z-Care 5-Year Limited Warranty.
Benefit: Peace of mind boating with extended engine coverage and factory installed accessories coverage.

Feature: 5-Year transferable hull warranty.
Benefit: Warranty may be transferred to new owner. Aids in higher resale value.

Feature: Low VOC (Low Viscosity) Gelcoat.
Benefit: Strong yet flexible gel. Cracking and chalking is almost non-existent.

Feature: Hydropol Custom blended Vinylester Z-Tech Resin.
Benefit: No water intrusion through the resin. Guarantees a much stronger laminate.

Feature: Maritron 40 oz. Marine Grade carpeting.
Benefit: Made of polypropylene to ensure long life. Prohibits bacterial growth.

Feature: BASF Diamont Painted graphics (on select models)
Benefit: Same paint used by Mercedes Benz, Porsche, and BMW. Four coat clearcoat process.

Feature: 3610 Bi-axial fiberglass.
Benefit: Stronger than conventional fiberglass mat. Will not delaminate due to stitching.

Feature: Z-Tech hull bottom (on select models).
Benefit: Ventilated stepped bottom hull that forces air into the bottom of the hull promoting less wetted surface which increases speed and handling capabilities.

Feature: Z-Tech composite hull construction (excluding Classics).
Benefit: High density Divinycell PVC core stringers and transoms make for a longer life. Never a chance of water damage.

Feature: Sony AM/FM CD stereo system (optional on Classics and ZF's).
Benefit: Very high end marine stereo. Fantastic sounds and water-resistant speakers.

(cont.)



- Feature: Hull and deck bonded with Plexus sealant.
Benefit: Same sealant used to hold the tiles on the space shuttle. Chemically bonds the two parts together.
- Feature: 32 oz. UV protected vinyls.
Benefit: High grade of vinyl with UV protectants to ensure long life.
- Feature: Sunbrella canvas.
Benefit: The finest marine canvas. Comes with a 5-year warranty against rotting and breakage.
- Feature: Race proven hulls.
Benefit: Donzi stock hulls have a long history of winning races around the world.
- Feature: Deep Vee hulls
Benefit: All models have deep vees (see deadrise specs) which assist in better performance.
- Feature: 316-L stainless steel hardware.
Benefit: Highest marine grade stainless. Ensures great looking hardware for the life of the boat.
- Feature: Thru bolted hardware fastened with Airline locking nuts.
Benefit: Hardware will take all kinds of punishment. Never comes loose.
- Feature: Premium interior fabrics with Scotchguard.
Benefit: Low maintenance and easy to clean cushion covers.
- Feature: Plex Venturi windscreen (ZX & Daytona).
Benefit: Reduces wind at high speeds. More comfortable ride. Next generation aesthetics.
- Feature: N.M.M.A., U.S.C.G. and C.E. Certified.
Benefit: All Donzi's exceed N.M.M.A., Coast Guard and European C.E. requirements. This guarantees a safe, well-built boat for your peace of mind.
- Feature: Largest cabins and widest beams.
Benefit: More room inside and out without sacrificing speed.
- Feature: Donzi performance.
Benefit: Simply put, they are the biggest, fastest and best handling boats in their class.



ZX Series

45 ZX • 38 ZX • 33 ZX
28 ZX • 26 ZX • 22 ZX

The ZX line for 2000 has gone beyond performance. This year they are faster than ever before. The features and benefits go way beyond anything the competition offers.

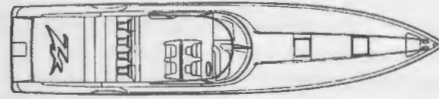
Diamond plated engine compartments, Gaffrig instrumentation, Custom Donzi bolster seats on the larger models, full composite construction, vacuum bagged transoms, BASF Diamont paint system, Maritron polypropylene 40 ounce marine grade carpeting, custom blended Hydropol Z-Tech resins, 32 ounce UV protected vinyls, Low VOC (Low Viscosity) gelcoats, and more!

The ZXs also offer the largest cabins. During your presentation make sure that your customers get into the cabins when possible. If they have seen the competitors they will surely agree that Donzi offers the largest. The key point to talk about here is that Donzi does not sacrifice speed for a larger cabin. You get both, thanks to our Z-Tech Hull.

When presenting our product be sure and key in on the facts that ours is wider than theirs, has deeper interior freeboards, larger cabins, heads that you can actually use, the finest standard features (Gaffrig gauges, Sony CD stereo, etc.), composite stringers and transoms (no wood), and the like.

These are the finest ZXs we have ever produced. Our quality and features are unlike any other performance boat. For 2000 the ZX line delivers!

Z
45 ZX



SPECIFICATIONS

L.O.A.45'0" (13.72m)
BEAM9'3" (2.82m)
DRAFT, DOWN (TRIPLE) ..	.47" (1.19m)
DOWN (TWINS)38" (.97m)
UP32" (.81m)
DEADRISE24 Degrees Z-Tech (24°)
FUEL CAP409 GAL (1548.1L)
HULL WT (appr)14,000 lbs. (6356kg)
MAX HP2700 HP (2013.39kw)
HEADROOM6'3" (1.91m)
FRESH WATER CAP	40 GAL. (151.41L)
HOLDING TANK CAP	10 GAL. (37.85L)
SLEEPING CAP4

ENGINE OPTIONS

<u>MERCUISER</u>	<u>HP</u>
Twin 500 EFI B1470 EA
Twin 500 B1470 EA
Twin 575 EFI B1550 EA
Twin 900 SC SSM6850 EA
Triple 500 EFI B1470 EA
Triple 500 B1470 EA
Triple 575 EFI B1550 EA
Triple 900 SC SSM6850 EA

STANDARD EQUIPMENT

- Z-Care 5-Year Limited Warranty
- 5 Year Transferable Hull Warranty
- AC/DC Panel
- Accessory Outlet
- Aft Bench Storage
- Anchor Storage
- Battery Package - Triple
- Battery Boxes - Stainless Steel

- Battery Terminal - External
- Beverage Holders
- Bilge Blowers - 1200 GPH (2)
- Bilge Pump - 2
- Bolster Seats - Electric, Double Drop-out w/Double Rear Facing Drop-out)
- Bow & Stern Eyes - Stainless Steel
- Cabin Accent Lighting - Galley Grab Rail, Sheer Strips
- Cabin Carpet - 40 oz. Marine Grade
- Cabin Liner - Galley and Head
- Cleats - Stainless Steel Spring Line
- Cockpit Carpet - 40 oz. Marine Grade Removable
- Cockpit Courtesy Lights
- Cockpit Cover
- Cockpit - Embroidery
- Cockpit Grab Rails - Powder coated Stainless Steel
- Cockpit Liner - Full Fiberglass
- Cockpit Rails - Powder coated Stainless Steel
- Compass - Direct Read
- Cooktop
- Dash - Custom w/Full Gaffrig Instrumentation and color matched bezels
- Dash - Electronics Panel
- Dash Receptacle - 12 volt
- Deck Hatches - 2 w/Screens
- Dinette Table - U-Shaped w/Drop Down Berth
- Door - Sliding Plexiglass w/Lock
- Enclosed Head w/ Shower & Vanity
- Engine Compartment w/full Color-Matched Diamond Plate w/color matched harness raceways
- Engine Hatch - Electric, Mirrored
- Engine Room Fire Extinguisher
- Engine Room Ladder
- Engine Room Lighting
- Exhaust - Thru Hull w/External Muffler
- Foot Rests
- Fuel Tank
- Galley: Stainless Steel Sink, Refrigerator, Storage
- Gelcoat - Premium
- Graphics - Premium BASF Diamont Paint with Clearcoat
- Gunnel Trim - Rigid Vinyl w/Insert
- Hanging Storage Locker
- Head - Vacuflush
- Headliner - Premium Suspended
- Horn - Recessed & Electric
- Hour Meters
- Hull & Deck Joint - Plexus Bonded and Glassed
- Ignition - Safety Switch

Continued...

- Indicators - Mechanical Trim & Drive
- Insulated Firewall
- Intakes - Custom Molded Forced Air Induction
- K-Planes
- Microwave
- Navigational Lights - Bow & Stern, Recessed
- Outlets - 110V
- Pillows - (8) Color Matched
- Props - Stainless Steel
- Refrigerator - DC
- Seating - Form-Fit Aft
- Steering - External Hydraulic w/Wing Plates
- Steering Wheel - High Performance Leather
- Stereo - Premium Sony AM/FM CD w/11 Speakers, 10 Disc CD Changer, 75 Watt Amplifier & Stereo Remote
- Sun Pad
- Swim Ladder - Recessed
- Tie Bar - External
- V-Berth & Salon Storage
- Vacuum Bagged Hull Construction
- Vinyl - Heavy Duty, Stain-Resistant UV Protected
- Windshield - Stainless Steel
- Zero Effort Controls w/Trim
- Z-Tech Composite Hull Construction
- Z-Tech Ventilated Step Hull

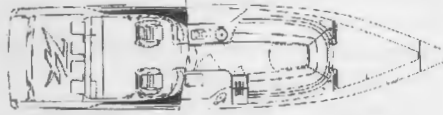
OPTIONAL EQUIPMENT

- Air Conditioning w/Heat
- Arch w/Bimini
- Arch Radar
- Canvas - Full Enclosure
- Carbon Monoxide Detector
- Compass - Digital
- Depth Finder - Digital
- Docking Lights
- Engine Prop Holders
- Exhaust - Quick & Quiet Plus
- Fender Cleats
- Fume Detector
- GPS/Chart Plotter
- Generator - 7.3 kw gas
- Graphics - Custom
- Gray Water System
- Props - Hi-Performance

- Spotlight - Remote Control w/Arch
- Transom Shower
- TV/Telephone Jacks
- TV w/Video Cassette Player
- VHF Radio w/Antenna
- Water Heater
- Wet Bar w/Ice Maker (Cockpit)

Notes

38 ZX



SPECIFICATIONS

- L.O.A.37'9" (11.5m)
- BEAM9'3" (2.8m)
- DRAFT, DOWN41" (1.04m)
UP28" (.71m)
- DEADRISE22 Degrees Z-Tech (22°)
- FUEL CAP232 GAL (878.1L)
- HULL WT (appr) ..11,500 lbs. (5216.4kg)
- MAX HP1200 HP (894.84kw)
- HEADROOM6'3" (1.9m)
- FRESH WATER CAP .32 GAL. (121.1L)
- HOLDING TANK CAP ..10 GAL (37.9L)
- SLEEPING CAP4

ENGINE OPTIONS

- MERCUISER HP
- T-HP 500 B1470 EA
 - T-HP 500 EFI B1470 EA
 - T-HP 575 EFI B1550 EA
- YANMAR DIESEL HP
- T-300 B3300 EA

STANDARD EQUIPMENT

- Z-Care 5-Year Limited Warranty
- 5 Year Transferable Hull Warranty
- DC Panel
- Aft Bench Storage
- Anchor Storage
- Battery Package - Dual
- Battery Boxes - Stainless Steel (2)
- Beverage Holders
- Bilge Pump - 1500 GPH
- Bolster Seats - Electric
- Bow & Stern Eyes - Stainless Steel
- Cabin Accent Lighting - Galley Grab Rail, Sheer Strips & Donzi "Z" Logo

- Cabin Carpet - 40 oz. Marine Grade
- Cleats - Stainless Steel Spring Line (Pop-Up)
- Cockpit Carpet - 40 oz. Marine Grade Removable
- Cockpit Courtesy Lights
- Cockpit Cover
- Cockpit Grab Rails - Powder coated Stainless Steel
- Cockpit Liner - Full Fiberglass
- Cockpit Rails - Powder Coated Stainless Steel
- Compass - Direct Read
- Coring - End Grain Balsa
- Dash - Custom w/Full Gaffrig Instrumentation and color matched bezels
- Dash - Electronics Panel
- Dash Receptacle - 12 volt
- Deck Hatches - 2 w/Screens
- Dinette Table - U-Shaped w/Drop Down Berth
- Door - Sliding Plexiglass w/Lock
- Enclosed Head w/ Shower & Vanity
- Engine Compartment w/full Diamond Plate w/color matched harness raceways
- Engine Hatch - Electric , Mirrored
- Engine Room Fire Extinguisher
- Engine Room Lighting
- Exhaust - Thru Hull w/External Muffler
- Foot Rests - Electric, Adjustable (Port & Stbd)
- Galley: Stainless Steel Sink, Refrigerator, Storage
- Gelcoat - Premium
- Glove Box w/Lock
- Glove Box w/Insulated Cooler & Drain
- Graphics - Premium BASF Diamont Paint with Clearcoat
- Gunnel Trim - Rigid Vinyl w/Insert
- Hanging Storage Locker
- Head - Porta Potti
- Headliner - Premium Suspended
- Horn - Recessed & Electric
- Hull & Deck Joint - Plexus Bonded and Glassed
- Ignition - Safety Switch
- Indicators - Mechanical Trim & Drive
- Insulated Firewall
- Intakes - Custom Molded Forced Air Induction
- K-Planes
- Navigational Lights - Bow & Stern
- Pillows - (8) Color Matched
- Props - Stainless Steel
- Refrigerator - DC
- Steering - Full Hydraulic w/Wing Plates
- Steering Wheel - High Performance Leather
- Stereo - Premium Sony AM/FM CD w/8 Speakers w/Remote
- Sun Pad

Continued...

- Swim Ladder - Recessed
- Tie Bar - External
- V-Berth & Salon Storage
- Vacuum Bagged Hull Construction
- Vinyl - Heavy Duty, Stain-Resistant UV Protected
- Windscreen - Full Fiberglass w/Plex Venturi
- Zero Effort Controls w/Trim
- Z-Tech Composite Hull Construction
- Z-Tech Ventilated Step Hull

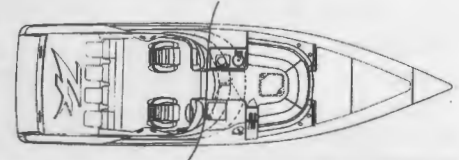
OPTIONAL EQUIPMENT

- 110 Volt Head Outlet
- Air Conditioning - 9,000 BTU
- Bolster Seating - Rear Bench
- Carbon Monoxide Detector
- Compass - Digital
- Diamond Plated Engine Compartment - Color Coordinated
- Depth Finder - Digital
- Exhaust - Quick & Quiet Plus w/Mufflers
- Fender Cleats
- Fume Detector
- GPS/Chart Plotter
- Generator - 5.0 kw gas
- Graphics - Custom
- Gray Water System
- Head - Pump Out For Porta Potti
- Head - Vacuum Flush w/Pump Out & Overboard Discharge
- Hour Meters
- Ice Maker
- Props - Hi-Performance
- Stereo - Premium Sony AM/FM CD w/11 Speakers, 10 Disc CD Changer, 75 Watt Amplifier & Stereo Remote
- Transom Shower
- TV/Telephone Jacks
- TV w/Video Cassette Player
- VHF Radio w/Antenna
- Water Heater

CONVENIENCE PACKAGE

- AC Panel
- Battery Charger
- Microwave
- Single Burner Cook Top
- Shore Power
- 110V Outlet

Lined area for notes on page 18.



SPECIFICATIONS

- L.O.A.32'6" (9.8m)
- BEAM9'3" (2.8m)
- DRAFT, DOWN41" (1.0m)
- UP27" (.69m)
- DEADRISE22 DEG Z-TECH (22°)
- FUEL CAP174 GAL (658.6L)
- WEIGHT (appr)9,200 LBS (4177kg)
- MAX HP1200 HP (894.84kw)
- CABIN HEADROOM5'9" (1.8m)
- FRESH WATER CAP. ...20 GAL (75.7L)
- HOLDING TANK CAP ..10 GAL (37.9L)
- SLEEPING CAP.4

ENGINE OPTIONS

- | | |
|------------------------|-----------|
| <u>MERCUISER</u> | <u>HP</u> |
| T-502 MAG MPI B1 | .415 EA |
| T-HP 500 B1 | .470 EA |
| T-HP 500 EFI B1 | .470 EA |
| <u>YANMAR</u> | <u>HP</u> |
| T-300 B3 | .300 EA |

STANDARD EQUIPMENT

- Z-Care 5-Year Limited Warranty
- 5 Year Transferable Hull Warranty
- DC Panel
- Aft Bench Storage
- Anchor Storage
- Battery Boxes - Stainless Steel (2)
- Battery Package - Dual
- Battery Switch
- Beverage Holders
- Bilge Pump - 1500 GPH each
- Bolster Seats - Electric

- Bow & Stern Eyes - Stainless Steel
- Cabin Accent Lighting - Galley Grab Rail, Sheer Strips & Donzi "Z" Logo
- Cabin Carpet - 40 oz. Marine Grade
- Cleats - Bow, Transom, Stainless Steel Spring Line Pop-Up - 5
- Cockpit Carpet - 40 oz. Marine Grade Removable
- Cockpit Courtesy Lights
- Cockpit Cover
- Cockpit Grab Rails - Powder coated Stainless Steel
- Cockpit Liner - Full Fiberglass
- Compass - High Speed
- Dash - Custom w/Full Gaffrig Instrumentation and color matched bezels
- Dash - Electronics Panel
- Dash Receptacle - 12 volt
- Deck Hatches - 2 w/Screens
- Dinette Table - U-Shaped w/Drop-Down Berth (Cabin)
- Door - Sliding Plexiglass w/Lock
- Enclosed Head w/ Shower & Vanity
- Engine Compartment w/full Diamond Plate w/harness raceways
- Engine Hatch - Electric, Mirrored
- Engine Room Fire Extinguisher
- Engine Room Lighting
- Exhaust - Thru Hull w/External Mufflers
- Foot Rests - Electric, Adjustable (Port & Stbd)
- Galley: Stainless Steel Sink, Refrigerator (DC), Storage
- Gelcoat - Premium
- Glove Box w/Lock
- Glove Box w/Insulated Cooler & Drain
- Grab Rails - Stainless Steel
- Graphics - Premium BASF Diamont Paint with Clearcoat
- Gunnel Trim - Rigid Vinyl w/Insert
- Hanging Storage Locker
- Head - Porta Potti
- Headliner - Premium Suspended
- Horn - Recessed & Electric
- Hull & Deck Joint - Plexus Bonded and Glassed
- Ignition - Safety Switch
- Indicators - Mechanical Trim & Drive
- Insulated Firewall
- Intakes - Custom Molded Forced Air Induction
- K-Planes
- Navigational Lights - Bow & Stern
- Pillows - (8) Color Matched

Continued...

- Props - Stainless Steel
- Seating - Rear Bench
- Steering - External Hydraulic w/Wing Plates
- Steering Wheel - Hi-Performance Leather
- Stereo - Premium Sony AM/FM CD w/8 Speakers w/Remote
- Sun Pad
- Swim Ladder - Recessed
- Tie Bar - External
- Tie Bar - Internal (502 Only)
- V-Berth & Salon Storage
- Vacuum Bagged Hull Construction
- Vinyl - Heavy Duty, Stain-Resistant UV Protected
- Windscreen - Full Fiberglass w/PlexVenturi
- Zero Effort Controls w/Trim
- Z-Tech Composite Hull Construction
- Z-Tech Ventilated Step Hull

OPTIONAL EQUIPMENT

- 110 Volt Head Outlet
- Air Conditioning - 9,000 BTU
- Bolster Seating - Rear Bench
- Carbon Monoxide Detector
- Compass - Digital
- Depth Finder - Digital
- Diamond Plated Engine Compartment -Full Color Coordinated
- Exhaust - Quick & Quiet Plus w/Mufflers
- Fender Cleats
- Fume Detector
- GPS/Chart Plotter
- Generator - 5.0 kw, gas
- Graphics - Custom
- Gray Water System
- Head - Pump Out For Porta Potti
- Head - Vacuum Flush w/Pump Out & Overboard Discharge
- Hour Meters
- Ice Maker
- Props - Hi-Performance
- Stereo - Premium Sony AM/FM CD w/11 Speakers, 10 Disc CD Changer, 75 Watt Amplifier & Stereo Remote
- Transom Shower
- TV w/Video Cassette Player
- TV/Telephone Jacks

- Cabin Accent Lighting
- Cabin Carpet - 40 oz. Marine Grade Removable
- Cabin Hatch - Forward
- Cleats - Stainless Steel, Spring Line - 5
- Cockpit Carpet - 40 oz. Marine Grade Removable
- Cockpit Courtesy Lights
- Cockpit Cover
- Cockpit Grab Rail - Powder coated Stainless Steel
- Cockpit Gunnel Storage
- Cockpit Liner - Fiberglass
- Compass
- Dash - Custom w/Full Gaffrig Instrumentation w/Color Matched Bezels
- Deck Hatch - 1
- Door - Locking Plexiglass
- Engine Compartment w/Diamond Plate Accents
- Engine Hatch - Electric, Mirrored
- Exhaust - Thru Hub
- Gelcoat - Premium
- Glove Box w/Lock
- Grab Rails - Powder coated Stainless Steel
- Graphics - Premium BASF Diamont Paint w/Clearcoat
- Gunnel Trim - Rigid Vinyl w/Insert
- Hardware - Stainless Steel
- Head - Porta Potti
- Headliner - Suspended
- Hull & Deck Joint - Plexus Bonded and Glassed
- Ignition - Safety Switch
- Insulated Firewall
- Intakes - Custom Molded Forced Air Induction
- Props - Stainless Steel
- Steering - Hydraulic w/Wing Plates (On Twin 350)
- Steering Wheel - Custom Leather
- Stereo - Premium Sony Remote AM/FM CD w/4 Speakers
- Sun Pad
- Swim Ladder - Recessed
- Tie Bar - External
- Trim Tabs - Dual Ram
- Vinyl - Heavy Duty, Stain-Resistant UV Protected
- Windscreen - Full Fiberglass w/Plex Venturi
- Zero Effort Controls
- Z-Tech Composite Hull Construction
- Z-Tech Ventilated Step Hull

OPTIONAL EQUIPMENT

- Bolster Seats - Electric
- Bolster Seating - Rear Bench
- Carbon Monoxide Detector

Continued...

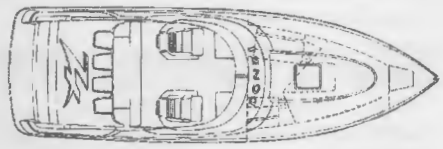
- Compass - Digital
- Depth Finder - Digital
- Diamond Plated Engine Compartment - Full Color Coordinated
- Exhaust - Quick & Quiet Plus w/Mufflers
- Exhaust - Thru Hull w/External Mufflers
- Fender Cleats - Color Matched
- Fire Extinguisher
- Fume Detector
- Galley - Sink/Cooler, Transom Shower
- Graphics - Custom
- Head - Pump Out For Porta Potti
- Hour Meter(s)
- Indicators - Mechanical Trim & Drives
- K-Planes
- Pillows - (5) Color Matched
- Prop(s) - Hi-Performance
- Ski Tow Eye
- Stereo Remote
- Stereo - Ultimate Sony AM/FM CD w/5 Speakers (10-disc changer)
- Transom Shower - 12 gal.
- VHF Radio w/Antenna
- Windshield
- Zero Effort Controls w/Trim

SCORPION PACKAGE

(Must buy Scorpion Engine)

- Color Matched Diamond Plate
- Custom Scorpion Paint
- Bolstered Aft Seating
- Depth Finder
- Hour Meter
- K-Planes
- Labbed Props
- Steering - Full Hydraulic, External
- Stereo - Ultimate Sony AM/FM CD w/5 Speakers (10-disc changer)
- Thru Hull Exhaust
- Trim Indicators

Lined area for notes.



SPECIFICATIONS

L.O.A.26'5" (8.05m)
BEAM8'6" (2.59m)
DRAFT, DOWN38" (.97m)
UP24" (.61m)
DEADRISE22 Degrees Z-Tech (22°)
FUEL CAP94 GAL (355.8L)
WEIGHT (appr)5,000 LBS (2270kg)
MAX HP525 HP (391.5kw)
HEAD ROOM4'9" (1.4m)
SLEEPING CAP2

ENGINE OPTIONS

<u>MERCUISER</u>	<u>HP</u>
454 MAG MPI B1385
502 MAG MPI B1415
500 EFI470

<u>VOLVO PENTA</u>	<u>HP</u>
385 DPX385
415 DPX415
500 DPX500
525 DPX525

STANDARD EQUIPMENT

- Z-Care 5-Year Limited Warranty
- 5 Year Transferable Hull Warranty
- Aft Seat Storage
- Anchor Locker Storage
- Battery Box - Stainless Steel
- Battery Switch
- Bench Cabin Seating
- Beverage Holders
- Bilge Pump - 2

2000 ZX SERIES

THE HISTORY OF
DONZI MARINE

GENERAL FEATURES
AND BENEFITS

2000 CLASSIC SERIES

2000 DAYTONA SERIES

2000 ZF SERIES



- Bolster Seats - Manual Drop Down
- Bow & Stern Eyes - Stainless Steel
- Cabin Accent Lighting
- Cabin Carpet - 40 oz. Marine Grade
- Cabin Door - Plexiglass Sliding
- Cleats - Stainless Steel Pop-Up - 5
- Cockpit - Powder coated Hardware
- Cockpit Carpet - 40 oz. Marine Grade Removable
- Cockpit Cover
- Cockpit Courtesy Lights
- Cockpit Gunnel Storage
- Cockpit Liner - Fiberglass
- Compass
- Dash - Custom w/Full Gaffrig Instrumentation w/color matched bezels
- Deck Hatch - w/Screen
- Dash Receptacle - 12 Volt
- Engine Compartment w/Diamond Plate Accents
- Engine Hatch - Electric
- Engine Hatch - Mirrored
- Exhaust - Thru Hub
- Fire Wall - Insulated
- Gelcoat - Premium
- Glove Box w/Insulated Cooler and Drain
- Grab Rails - Powder coated Stainless Steel
- Graphics - Premium BASF Diamont Paint w/Clearcoat
- Gunnel Trim - Rigid Vinyl w/Insert
- Hardware - Stainless Steel
- Head - Porta Potti
- Headliner - Premium Foam Backed
- Horn - Electric, Recessed
- Hull & Deck Joint - Plexus Bonded & Glassed
- Ignition - Safety Switch
- Intakes - Custom Molded Forced Air Induction
- Prop - Stainless Steel
- Seats - Rear Bench
- Steering - Hydraulic w/Wing Plates (Std. on 502 and up)
- Steering Wheel - Custom Leather
- Stereo - Sony AM/FM CD w/4 Speakers
- Sun Pad
- Swim Ladder - Recessed
- Transom - Composite Laminate
- Trim Tabs
- Vinyl - Heavy Duty, Stain-Resistant U.V. Protected
- Windscreen - Full Fiberglass w/Plex Venturi
- Zero Effort Controls
- Z-Tech Composite Hull Construction
- Z-Tech Ventilated Stepped Hull

**26 ZX***Continued...***OPTIONAL EQUIPMENT**

- Battery Package - Dual
- Bolster Seats - Electric
- Bolster Seats - Rear Bench
- Carbon Monoxide Detector
- Compass - Digital
- Depth Finder - Digital
- Diamond Plated Engine Compartment - Full Color Coordinated
- Exhaust - Quick & Quiet Plus w/Mufflers
- Exhaust - Thru Hull w/Mufflers
- Fender Cleats - Color Matched
- Fire Extinguisher
- Fume Detector
- Galley - Sink/Cooler, Transom Shower
- Graphics - Custom
- Head - Pump Out For Porta Potti
- Hour Meter
- Indicator - Mechanical Trim and Drives
- K - Planes
- Pillows - (5) Color Matched
- Prop - Hi-Performance
- Ski Tow Eye
- Steering - External Hydraulic (Standard on 502 MPI & Higher)
- Stereo Remote
- Stereo - Ultimate Sony AM/FM CD w/5 Speakers (10-disc changer)
- Transom Shower - 12 gal.
- VHF Radio w/Antenna
- Windshield

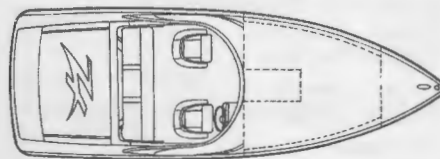


Notes

Lined area for notes.



22 ZX



SPECIFICATIONS

L.O.A.22'3" (6.87m)
BEAM7'9" (2.36m)
DRAFT, DOWN34" (.86m)
UP17" (.43m)
DEADRISE22 Degrees Z-Tech (22°)
FUEL CAP50 GAL (189.3L)
WEIGHT (appr)3,600 LBS (1634kg)
MAX HP377 (281.13kw)
HEADROOM3'9" (1.14m)
SLEEP CAP2

ENGINE OPTIONS

<u>MERCUISER</u>	<u>HP</u>
350 MAG MPI300
377 SCORPION377

<u>VOLVO PENTA</u>	<u>HP</u>
5.7 GSISX280

STANDARD EQUIPMENT

- Z-Care 5-Year Limited Warranty
- 5 Year Transferable Hull Warranty
- Aft Seat Storage
- Battery Switch
- Battery Box - Stainless Steel
- Bilge Pump
- Berth - Forward
- Beverage Holders
- Bow and Stern Eyes - Stainless Steel
- Cabin Door - Plexiglass, Sliding
- Cleats - Springline (2)
- Cockpit Cover
- Cockpit Lights
- Cushions - Cabin
- Dash - Custom w/Full Gaffrig II Instrumentation

- Dash Receptacle - 12 Volt
- Engine Compartment - Diamond Plate Accents
- Engine Hatch - Electric, Mirrored
- Firewall - Insulated
- Exhaust - Thru Hub
- Gelcoat - Premium
- Graphics - Premium BASF Diamont Paint w/Clearcoat
- Gunnel Trim - Rigid Vinyl w/Insert
- Hardware - Stainless Steel
- Headliner - Premium Foam Backed
- Horn - Recessed, Electric
- Hull & Deck Joint - Plexus Bonded & Glassed
- Ignition - Safety Switch
- Insulated Firewall
- Navigational Lights
- Prop - Stainless Steel
- Seats - Hi-Back Bucket (Hi-Performance)
- Steering - Hydraulic Assist
- Stereo - Sony AM/FM CD w/2 Speakers
- Storage - Port Helm
- Stringers - 1 Piece Fiberglass
- Sun Pad
- Swim Ladder - Recessed
- Trim Tabs
- Windscreen - Full Fiberglass w/Plex Venturi
- Z-Tech Ventilated Step Hull
- Zero Effort Controls

OPTIONAL EQUIPMENT

- Battery Package - Dual
- Carbon Monoxide Detector
- Compass
- Deck Hatches (2)
- Depth Finder - Digital
- Diamond Plated Engine Compartment - Full Color Coordinated
- Exhaust - Quick & Quiet Plus w/Mufflers
- Exhaust - Thru Hull w/External Mufflers
- Fender Cleats - Color Matched
- Fire Extinguisher
- Fume Detector
- Graphics - Custom
- Head - Porta Potti
- Hour Meter
- Indicators - Mechanical Trim & Drive
- Pillows - (5) Color Matched
- Prop - Hi-Performance

Continued...

- Speakers - Additional 2
- Steering - Hydraulic Assist (Standard on 454 and up)
- Transom Shower - 12 gal.
- VHF Radio w/Antenna
- Windshield

SCORPION PACKAGE

(Must buy Scorpion Engine)

- Custom Paint
- Depth Finder
- Extra Speakers
- Hour Meter
- Labbed Prop
- Steering - Internal Hydraulic
- Thru Hull Exhaust

**GENERAL FEATURES
AND BENEFITS**

**THE HISTORY OF
DONZI MARINE**

2000 ZX SERIES



Notes

A series of horizontal lines for taking notes, starting below the 'Notes' header and extending down the page.

2000 CLASSIC SERIES

2000 DAYTONA SERIES

2000 ZF SERIES



Daytona Series

45 • 38 • 33 • 28 • 26 • 22

The 2000 Daytona is unlike any boat in the world. One word exemplifies the Daytonas – *Speed*. They are absolutely the fastest boats in their class. Period.

When presenting a Daytona it is important that you explain exactly what makes them the fastest boats on the water.

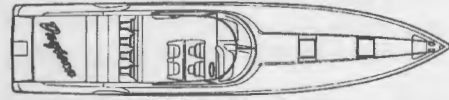
One of the most important features is the laminate process. The 45, 38 & 33 Daytonas have a custom laminate process done using Kevlar and Carbon Fiber E-Glass. This custom laminate ensures the absolute strongest construction while maintaining a lighter weight for better performance.

Other items to feature include all of those found on the ZX models. But be sure and key in on the items that separate the ZX line from the Daytona line. All Daytonas get rear bench bolster seating giving the rear passengers a comfortable ride, even at 90 miles per hour! Extension boxes come on all models with the exception of the 22. All props are stainless steel and lab finished to enhance the performance of each model. Full external hydraulic steering comes standard on every Daytona with the exception of the 22, which comes with hydraulic assist. Of course, your customers will need the finest marine stereo in the world so for 2000 all Daytonas get a Sony Ultimate AM/FM CD stereo.

With the Daytonas, your customers will not only have the fastest boat on the water, they will own the finest!



45 Daytona



SPECIFICATIONS

L.O.A.45'0" (13.72m)
BEAM9'3" (2.82m)
DRAFT, DOWN (TRIPLE) ..	.47" (1.19m)
DOWN (TWINS)38" (.97m)
UP32" (.81m)
DEADRISE24 Degrees Z-Tech (24°)
FUEL CAP409 GAL (1548.1L)
WEIGHT (appr)14,000 lbs. (6356kg)
MAX HP2700 HP (2013.39kw)
HEADROOM6'3" (1.91m)
FRESH WATER CAP	40 GAL. (151.41L)
HOLDING TANK CAP	10 GAL. (37.85L)
SLEEPING CAP4

ENGINE OPTIONS

<u>MERCUISER</u>	<u>HP</u>
Twin 500 EFI B1470 EA
Twin 500 B1470 EA
Twin 575 EFI B1550 EA
Twin 900 SC SSM6850 EA
Triple 500 EFI B1470 EA
Triple 500 B1470 EA
Triple 575 EFI B1550 EA
Triple 900 SC SSM6850 EA

STANDARD EQUIPMENT

- Z-Care 5-Year Limited Warranty
- 5 Year Transferable Hull Warranty
- AC/DC Panel
- Accessory Outlet
- Aft Bench Storage
- Anchor Storage
- Battery Package - Triple
- Battery Boxes - Stainless Steel

- Beverage Holders
- Bilge Blowers - 1200 GPH (2)
- Bilge Pump - 2
- Bolster Seats - Electric
- Bow & Stern Eyes - Stainless Steel
- Cabin Accent Lighting - Galley Grab Rail, Sheer Strips
- Cabin Carpet - 40 oz. Marine Grade Removable
- **Cabin Interior - Laminated Balsa**
- Cabin Liner - Galley and Head
- Cleats - Stainless Steel Spring Line (Pop-Up)
- Cockpit Carpet - 40 oz. Marine Grade Removable
- Cockpit Courtesy Lights
- Cockpit Cover
- Cockpit - Embroidery
- Cockpit Grab Rails - Powder coated Stainless Steel
- Cockpit Liner - Full Fiberglass
- Cockpit Rails - Powder coated Stainless Steel
- Compass - High Speed
- Cooktop
- Dash - Custom w/Full Gaffrig Instrumentation and color matched bezels
- Dash - Electronics Panel
- Dash Receptacle - 12 volt
- Deck Hatches - 2 w/Screens
- Dinette Table - U-Shaped w/Drop Down Berth
- Door - Sliding Plexiglass w/Lock
- Enclosed Head w/ Shower & Vanity
- Engine Compartment w/full Diamond Plate w/color matched harness raceways
- Engine Hatch - Electric , Mirrored
- Engine Room Fire Extinguisher
- Engine Room Ladder
- Engine Room Lighting
- Exhaust - Thru Hull w/External Muffler
- **Extension Boxes**
- Fender Holders
- Foot Rests
- Galley: Stainless Steel Sink, Refrigerator, Storage
- Gelcoat - Premium
- Graphics - Premium BASF Diamont Paint with Clearcoat
- Gunnel Trim - Rigid Vinyl w/Insert
- Hanging Storage Locker
- Head - Porta Potti, Shower, Vacuflush
- Headliner - Premium Suspended
- Horn - Recessed & Electric
- Hull & Deck Joint - Plexus Bonded and Glassed
- Ignition - Safety Switch
- Indicators - Mechanical Trim & Drive

45 Daytona

Continued...

- Insulated Firewall
- Intakes - Custom Molded Forced Air Induction
- K-Planes
- **Laminate - Kevlar E-Glass laminate Stringers & Bulkheads Capped w/Carbon Fiber**
- Microwave
- Navigational Lights - Bow & Stern
- Outlets - 110V (2)
- Pillows - (8) Color Matched
- **Props - Hi Performance**
- Refrigerator - DC
- **Steering - External Hydraulic w/Wing Plates**
- Steering Wheel - High Performance Leather
- Stereo - Premium Sony AM/FM CD w/11 Speakers, 10 Disc CD Changer, 75 Watt Amplifier & Stereo Remote
- Sun Pad
- Swim Ladder - Recessed
- Tie Bar - External
- V-Berth & Salon Storage
- Vacuum Bagged Hull Construction
- Vinyl - Heavy Duty, Stain-Resistant UV Protected
- Windshield - Stainless Steel
- Zero Effort Controls w/Trim
- Z-Tech Composite Hull Construction
- Z-Tech Ventilated Step Hull

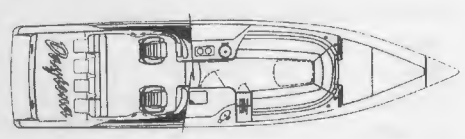
OPTIONAL EQUIPMENT

- Air Conditioning w/Heat
- Arch w/Bimini
- Canvas - Full Enclosure
- Carbon Monoxide Detector
- Compass - Digital
- Depth Finder - Digital
- Docking Lights
- Exhaust - Electric Switchable - TCM 450's
- Fender Cleats
- Fume Detector
- GPS/Chart Plotter
- Generator - 7.3 kw gas
- Graphics - Custom
- Gray Water System
- Head - Vacuum Flush w/Pump Out & Overboard Discharge

- Hour Meters
- Spotlight - Remote Control w/Arch
- Telephone Jacks
- Transom Shower
- TV/Telephone Jack
- TV w/Video Cassette Player
- VHF Radio w/Antenna
- Water Heater
- Wet Bar w/Ice Maker

Notes

38 Daytona



SPECIFICATIONS

L.O.A.37'9" (11.5m)
BEAM9'3" (2.8m)
DRAFT, DOWN41" (1.04m)
UP28" (.71m)
DEADRISE22 Degrees Z-Tech (22°)
FUEL CAP232 GAL (878.1L)
WEIGHT (appr) ...	10,500 lbs. (4767kg)
MAX HP1200 HP (894.84kw)
HEADROOM6'3" (1.9m)
FRESH WATER CAP .	.32 GAL. (121.1L)
HOLDING TANK CAP .	.10 GAL (37.9L)
SLEEPING CAP4

ENGINE OPTIONS

MERCUISER	HP
T-HP 500 B1470 EA
T-HP 500 EFI B1470 EA
T-500 EFI B1550 EA

STANDARD EQUIPMENT

- Z-Care 5-Year Limited Warranty
- 5 Year Transferable Hull Warranty
- DC Panel
- Aft Bench Storage
- Anchor Storage
- Battery Package - Dual
- Battery Boxes - Stainless Steel (2)
- Beverage Holders
- Bilge Pump - 2
- Bolster Seats - Electric
- **Bolstered Rear Seats - Custom**
- Bow & Stern Eyes - Stainless Steel
- Cabin Accent Lighting - Sheer Strips
- Cabin Carpet - 40 oz. Marine Grade Removable
- **Cabin Interior - Laminated Balsa**
- Cleats - Stainless Steel Spring Line (Pop-Up)

- Cockpit Carpet - 40 oz. Marine Grade Removable
- Cockpit Courtesy Lights
- Cockpit Cover
- Cockpit Grab Rails - Powder coated Stainless Steel
- Cockpit Liner - Full Fiberglass
- Cockpit Rails - Powder coated Stainless Steel
- Compass - High Speed
- Dash - Custom w/Full Gaffrig Instrumentation and color matched bezels
- Dash - Electronics Panel
- Dash Receptacle - 12 volt
- Deck Hatches - 2 w/Screens
- Dinette Table - U-Shaped w/Drop Down Berth
- Door - Sliding Plexiglass w/Lock
- Enclosed Head w/Vanity
- **Engine Compartment w/full Color Matched Diamond Plate and color matched harness raceways**
- Engine Hatch - Electric , Mirrored
- Engine Room Fire Extinguisher
- Engine Room Lighting
- Exhaust - Thru Hull w/External Muffler
- **Extension Boxes**
- Foot Rests - Electric, Adjustable (Port & Stbd)
- Galley: Stainless Steel Sink, Refrigerator, Storage
- Gelcoat - Premium
- Glove Box w/Lock, Insulated Cooler & Drain
- Graphics - Premium BASF Diamont Paint with Clearcoat
- Gunnel Trim - Rigid Vinyl w/Insert
- Hanging Storage Locker
- Headliner - Premium Suspended
- Horn - Recessed & Electric
- Hull & Deck Joint - Plexus Bonded and Glassed
- Ignition - Safety Switch
- Indicators - Mechanical Trim & Drive
- Insulated Firewall
- Intakes - Custom Molded Forced Air Induction
- K-Planes
- **Laminate - Kevlar E-Glass laminate Stringers & Bulkheads Capped w/Carbon Fiber**
- Navigational Lights - Bow & Stern
- Pillows - (8) Color Matched
- **Props - Lab Finished Stainless Steel**
- Refrigerator - DC
- Steering - Full Hydraulic w/Wing Plates
- Steering Wheel - High Performance Leather
- Stereo - Premium Sony AM/FM CD w/11 Speakers, 10 Disc CD Changer, 75 Watt Amplifier & Stereo Remote

38 Daytona

Continued...

- Swim Ladder - Recessed
- Tie Bar - External
- V-Berth & Salon Storage
- Vacuum Bagged Hull Construction
- Vinyl - Heavy Duty, Stain-Resistant UV Protected
- Windscreen - Full Fiberglass w/Plex Venturi
- **Zero Effort Controls w/Trim**
- Z-Tech Composite Hull Construction
- Z-Tech Ventilated Step Hull

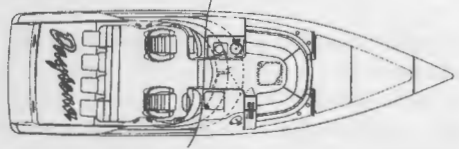
OPTIONAL EQUIPMENT

- 110 Volt Head Outlet
- Air Conditioning - 9,000 BTU
- Carbon Monoxide Detector
- Compass - Digital
- Depth Finder - Digital
- Engine Hatch - Custom Raised
- Engine Scoops - Fiberglass (575 and up)
- Exhaust - Electric, Switchable - TCM 450's
- Fender Cleats - Color Matched
- Fume Detector
- GPS/Chart Plotter
- Generator - 5.0 kw gas
- Graphics - Custom
- Gray Water System
- Head - Pump Out For Porta Potti
- Head - Vacuum Flush w/Pump Out & Overboard Discharge
- Hour Meters
- Transom Shower
- TV w/Video Cassette Player
- VHF Radio w/Antenna
- Water Heater

CONVENIENCE PACKAGE

- AC Panel
- Battery Charger
- Microwave
- Single Burner Cook Top
- Shore Power
- 110V Outlet

Lined area for notes.



SPECIFICATIONS

- L.O.A.32'6" (9.8m)
- BEAM9'3" (2.8m)
- DRAFT, DOWN41" (1.0m)
- UP27" (.69m)
- DEADRISE22 DEG Z-TECH (22°)
- FUEL CAP174 GAL (658.6L)
- WEIGHT (appr)9,200 LBS (4177kg)
- MAX HP1,200 HP (894.84kw)
- CABIN HEADROOM5'9" (1.8m)
- FRESH WATER CAP ...20 GAL (75.7L)
- HOLDING TANK CAP ..10 GAL (37.9L)
- SLEEPING CAP.4

ENGINE OPTIONS

MERCUISER	HP
T-HP 500 B1470 EA
T-HP 500 EFI B1470 EA
T-575 EFI B1550 EA

STANDARD EQUIPMENT

- Z-Care 5-Year Limited Warranty
- 5 Year Transferable Hull Warranty
- DC Panel
- Aft Bench Storage
- Anchor Storage
- Battery Boxes - Stainless Steel (2)
- Battery Package - Dual
- Battery Switch
- Beverage Holders
- Bilge Pump - 2
- Bolstered Rear Seats - Custom
- Bolster Seats - Electric
- Bow & Stern Eyes - Stainless Steel
- Cabin Accent Lighting - Sheer Strips

- Cabin Carpet - 40 oz. Marine Grade Removable
- **Cabin Interior - Laminated Balsa**
- Cleats - Bow, Transom, Stainless Steel Spring Line Pop-Up - 5
- Cockpit Carpet - 40 oz. Marine Grade Removable
- Cockpit Courtesy Lights
- Cockpit Cover
- Cockpit Grab Rails - Powder coated Stainless Steel
- Cockpit Liner - Full Fiberglass
- Compass - High Speed
- Dash - Custom w/Full Gaffrig Instrumentation and color matched bezels
- Dash - Electronics Panel
- Dash Receptacle - 12 volt
- Deck Hatches - 2 w/Screens
- Dinette Table - U-Shaped w/Drop-Down Berth (Cabin)
- Door - Sliding Plexiglass w/Lock
- Enclosed Head w/Vanity
- **Engine Compartment w/full Color Matched Diamond Plate and color matched harness raceways**
- Engine Hatch - Electric, Mirrored
- Engine Room Fire Extinguisher
- Engine Room Lighting
- Exhaust - Thru Hull w/External Mufflers
- **Extension Boxes**
- Foot Rests - Electric, Adjustable (Port & Stbd)
- Galley: Stainless Steel Sink, Refrigerator (DC), Storage
- Gelcoat - Premium
- Glove Box w/Lock, Insulated Cooler & Drain
- Grab Rails - Stainless Steel
- Graphics - Premium BASF Diamont Paint with Clearcoat
- Gunnel Trim - Rigid Vinyl w/Insert
- Head - Porta Potti
- Headliner - Premium Suspended
- Horn - Recessed & Electric
- Hull & Deck Joint - Plexus Bonded & Glassed
- Ignition - Safety Switch
- Indicators - Mechanical Trim & Drive
- Insulated Firewall
- Intakes - Custom Molded Forced Air Induction
- K-Planes
- **Laminate - Kevlar E-Glass laminate Stringers & Bulkheads Capped w/Carbon Fiber**
- Navigational Lights - Bow & Stern
- Pillows - (8) Color Matched
- **Props - Lab Finished Stainless Steel**

33 Daytona

Continued...

- Seating - Rear Bench
- **Steering - Full Hydraulic**
- Steering Wheel - Hi-Performance Leather
- Stereo - Premium Sony AM/FM CD w/11 Speakers, 10 Disc CD Changer, 75 Watt Amplifier & Stereo Remote
- Sun Pad
- Swim Ladder - Recessed
- Tie Bar - External
- V-Berth & Salon Storage
- Vacuum Bagged Hull Construction
- Vinyl - Heavy Duty, Stain-Resistant UV Protected
- Windscreen - Full Fiberglass w/PlexVenturi
- **Zero Effort Controls w/Trim**
- Z-Tech Composite Hull Construction
- Z-Tech Ventilated Step Hull

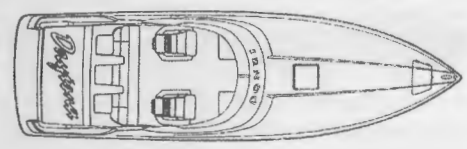
OPTIONAL EQUIPMENT

- 110 Volt Head Outlet
- Air Conditioning - 9,000 BTU
- Carbon Monoxide Detector
- Compass - Digital
- Depth Finder - Digital
- Engine Scoops - Fiberglass (575 and up)
- Exhaust - Electric Switchable - TCM 450's
- Fender Cleats
- Fume Detector
- GPS/Chart Plotter
- Generator - 5.0 kw, gas
- Graphics - Custom
- Gray Water System
- Head - Pump Out For Porta Potti
- Head - Vacuum Flush w/Pump Out & Overboard Discharge
- Hour Meters
- Transom Shower
- TV w/Video Cassette Player
- VHF Radio w/Antenna
- Water Heater

CONVENIENCE PACKAGE

- AC Panel
- Battery Charger
- Microwave
- Single Burner Cook Top
- Shore Power
- 110V Outlet

Lined area for notes on page 48.



SPECIFICATIONS

L.O.A.27'7" (8.41m)
 BEAM8'6" (2.59m)
 DRAFT, DOWN38" (.97m)
 UP24" (.61m)
 DEADRISE22 DEG Z-TECH (22°)
 FUEL CAP94 GAL (355.8L)
 WEIGHT (appr)6,500 LBS (2951kg)
 MAX HP600 HP (562.26kw)
 HEADROOM CABIN4'9" (1.4m)
 SLEEPING CAP2

ENGINE OPTIONS

MERCUISER HP
 T-5.7L B1250 EA
 T-5.7L EFI B1260 EA
 T-350 MAG MPI B1300 EA

VOLVO PENTA HP
 T-5.7 GSSX250 EA
 T-5.7 GSISX280 EA

STANDARD EQUIPMENT

- Z-Care 5-Year Limited Warranty
- 5 Year Transferrable Hull Warranty
- Battery Box(es) - Stainless Steel
- Battery Switch
- Bilge Pump - 2
- Aft Seat Storage
- Anchor Locker Storage
- Bench Cabin Seating
- Beverage Holders
- Bolstered Rear Seats - Custom
- Bolster Seats - Manual Drop Down
- Bow & Stern Eyes - Stainless Steel

- Cabin Accent Lighting
- Cabin Carpet - 40 oz. Marine Grade Removable
- Cabin Hatch - Forward
- **Cabin Interior - Laminated Balsa**
- Cleats - Stainless Steel, Spring Line - 5
- Cockpit Carpet - 40 oz. Marine Grade Removable
- Cockpit Courtesy Lights
- Cockpit Grab Rail - Powder coated Stainless Steel
- Cockpit Gunnel Storage
- Cockpit Liner - Fiberglass
- Compass
- Dash - Custom w/Full Gaffrig Instrumentation w/color matched bezels
- Door - Locking Plexiglass
- **Engine Compartment w/full Color Matched Diamond Plate and color matched harness raceways**
- Engine Hatch - Electric, Mirrored
- **Extension Boxes**
- Gelcoat - Premium
- Glove Box w/Lock
- Grab Rails - Powder Coated Stainless Steel
- Graphics - Premium BASF Diamont Paint w/Clearcoat
- Gunnel Trim - Rigid Vinyl w/Insert
- Hardware - Stainless Steel
- Head - Porta Potti
- Headliner - Premium Suspended
- Hull & Deck Joint - Plexus Bonded & Glassed
- Ignition - Safety Switch
- Insulated Firewall
- Intakes - Custom Molded Forced Air Induction
- **Interior - Laminated Balsa**
- **K-Planes**
- **Props - Lab Finished Stainless Steel**
- **Steering - Full Hydraulic**
- Steering Wheel - Custom Leather
- **Stereo - Ultimate Sony AM/FM CD w/5 Speakers (10-disc changer)**
- Sun Pad
- Swim Ladder - Recessed
- Tie Bar - External (Twins Only)
- **Trim Indicators**
- Trim Tabs - Dual Ram
- Vinyl - Heavy Duty, Stain-Resistant UV Protected
- Windscreen - Full Fiberglass
- **Zero Effort Controls w/Trim**
- Z-Tech Composite Hull Construction
- Z-Tech Ventilated Step Hull

28 Daytona

Continued...

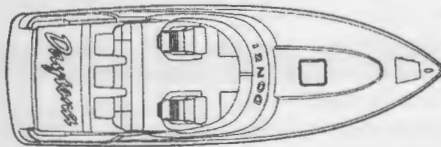
OPTIONAL EQUIPMENT

- Bolster Seats - Electric
- Bolster Seating - Rear Bench
- Carbon Monoxide Detector
- Compass - Digital
- Depth Finder - Digital
- Exhaust - Electric Switchable - TCM 450's
- Exhaust - Thru Hull w/External Mufflers
- Fender Cleats
- Fire Extinguisher
- Fume Detector
- Galley - Sink/Cooler & Transom Shower
- Graphics - Custom
- Head - Pump Out For Porta Potti
- Hour Meter(s)
- Pillows - (5) Color Matched
- Ski Tow Eye
- Transom Shower - 12 gal.
- VHF Radio w/Antenna
- Windshield

Z
Notes

Lined area for notes on page 52.

Z
26 Daytona



SPECIFICATIONS

L.O.A.26'5" (8.05m)
 BEAM8'6" (2.59m)
 DRAFT, DOWN38" (.97m)
 UP24" (.61m)
 DEADRISE22 Degrees Z-Tech (22°)
 FUEL CAP94 GAL (355.8L)
 WEIGHT (appr)5,000 LBS (2270kg)
 MAX HP525 HP (391.5kw)
 HEAD ROOM4'9" (1.4m)
 SLEEPING CAP2

ENGINE OPTIONS

MERCUISER	HP
HP 500 B1	.470
HP 500 EFI B1	.470

STANDARD EQUIPMENT

- Z-Care 5-Year Limited Warranty
- 5 Year Transferable Hull Warranty
- Aft Seat Storage
- Anchor Locker Storage
- Battery Box - Stainless Steel
- Battery Switch
- Bench Cabin Seating
- Beverage Holders
- Bilge Pump - 2
- Bolster Rear Seats - Custom
- Bolster Seats - Manual Drop Down
- Bow & Stern Eyes - Stainless Steel
- Cabin Accent Lighting
- Cabin Carpet - 40 oz. Marine Grade
- Cabin Door - Plexiglass Sliding
- Cabin Interior - Laminated Balsa
- Cleats - Stainless Steel Pop-Up - 5
- Cockpit - Powder coated Hardware
- Cockpit Carpet - 40 oz. Marine Grade Removable

- Cockpit Cover
- Cockpit Courtesy Lights
- Cockpit Gunnel Storage
- Cockpit Liner - Fiberglass
- Compass
- Dash - Custom w/Full Gaffrig Instrumentation w/color matched bezels
- Deck Hatch - w/Screen
- Dash Receptacle - 12 Volt
- **Engine Compartment w/full Color Matched Diamond Plate and color matched harness raceways**
- Engine Hatch - Electric
- Engine Hatch - Mirrored
- Exhaust - Thru Hull w/Mufflers
- **Extension Box**
- Fire Wall - Insulated
- Gelcoat - Premium
- Glove Box w/Insulated Cooler and Drain
- Grab Rails - Powder coated Stainless Steel
- Graphics - Premium BASF Diamont Paint w/Clearcoat
- Gunnel Trim - Rigid Vinyl w/Insert
- Hardware - Stainless Steel
- Head - Porta Potti
- Headliner - Premium Foam Backed
- Horn - Electric, Recessed
- Hull & Deck Joint - Plexus Bonded & Glassed
- Hullsides - Cored
- Ignition - Safety Switch
- Intakes - Custom Molded Forced Air Induction
- **Interior - Laminated Balsa**
- **K-Planes**
- **Prop - Lab Finished Stainless Steel**
- Seats - Rear Bench
- **Steering - Full Hydraulic**
- Steering Wheel - Custom Leather
- **Stereo - Ultimate Sony AM/FM CD w/5 Speakers (10-disc changer)**
- Stringers - Composite Laminate
- Sun Pad
- Swim Ladder - Recessed
- Transom - Composite Laminate
- **Trim Indicators**
- Trim Tabs
- Vinyl - Heavy Duty, Stain-Resistant U.V. Protected
- Windscreen - Full Fiberglass w/PlexVenturi
- Z-Care 5-Year Limited Warranty
- **Zero Effort Controls w/Trim**
- Z-Tech Composite Hull Construction
- Z-Tech Ventilated Stepped Hull

26 Daytona

Continued...

OPTIONAL EQUIPMENT

- Battery Package - Dual
- Bolster Seats - Electric
- Carbon Monoxide Detector
- Compass - Digital
- Depth Finder - Digital
- Exhaust - Electric Switchable (TCM 450)
- Fender Cleats
- Fire Extinguisher
- Fume Detector
- Galley - Sink/Cooler & Transom Shower
- Graphics - Custom
- Head - Pump Out For Porta Potti
- Hour Meter
- Pillows - (5) Color Matched
- Ski Tow Eye
- Transom Shower - 12 gal.
- VHF Radio w/Antenna
- Windshield




Notes

Lined area for notes on page 56.



22 Daytona



SPECIFICATIONS

L.O.A.22'3" (6.78m)
 BEAM7'9" (2.36m)
 DRAFT, DOWN34" (.86m)
 UP17" (.43m)
 DEADRISE22 Deg Z-Tech (22°)
 FUEL CAP50 GAL (189.3L)
 HULL WT (appr) ...3,600 LBS (1634kg)
 MAX HP377 Hp (281.13kw)
 HEADROOM3'9" (1.14m)
 SLEEP CAP2

ENGINE OPTIONS

<u>MERCUISER</u>	<u>HP</u>
377 SCORPION	377

STANDARD EQUIPMENT

- Z-Care 5-Year Limited Warranty
- 5 Year Transferable Hull Warranty
- Aft Seat Storage
- Battery Switch
- Battery Box - Stainless Steel
- Bilge Pump
- Berth - Forward
- Beverage Holders
- Bow and Stern Eyes - Stainless Steel
- Cabin Door - Plexiglass, Sliding
- Cleats - Stainless Steel
- Cockpit Cover
- Cabin Interior - Laminated Balsa
- Cockpit Lights
- Cushions - Cabin
- Dash - Custom w/Full Gaffrig II Instrumentation

- Dash Receptacle - 12 Volt
- Engine Compartment w/full Color Matched Diamond Plate and color matched harness raceways
- Engine Hatch - Electric, Mirrored
- Exhaust - Thru Hull
- Firewall - Insulated
- Gelcoat - Premium
- Graphics - Premium BASF Diamont Paint w/Clearcoat
- Gunnel Trim - Rigid Vinyl w/Insert
- Hardware - Stainless Steel
- Headliner - Premium Foam Backed
- Horn - Recessed, Electric
- Hull & Deck Joint - Plexus Bonded & Glassed
- Ignition - Safety Switch
- Interior - Laminated Balsa
- Insulated Firewall
- K-Planes
- Navigational Lights
- Props - Lab Finished Stainless Steel
- Seats - Hi-Back Bucket (Hi-Performance)
- Steering - External Hydraulic Assist
- Stereo - Sony AM/FM CD w/2 Speakers
- Storage - Port Helm
- Stringer - One Piece Fiberglass
- Sun Pad
- Swim Ladder - Recessed
- Transom - Composite Laminate
- Trim Indicators
- Windscreen - Full Fiberglass
- Z-Tech Ventilated Step Hull
- Zero Effort Controls w/Trim

OPTIONAL EQUIPMENT

- Battery Package - Dual
- Carbon Monoxide Detector
- Compass
- Deck Hatches (2)
- Depth Finder - Digital
- Exhaust - Quick & Quiet Plus w/Mufflers
- Fender Cleats
- Fire Extinguisher
- Fume Detector
- Graphics - Custom
- Head - Porta Potti
- Hour Meter

22 Daytona

Continued...

- Pillows
- Transom Shower - 12 gal.
- Trim Tabs
- VHF Radio w/Antenna
- Windshield

SCORPION PACKAGE

(Must buy Scorpion Engine)

- Custom Paint
- Depth Finder
- Extra Speakers
- Hour Meter
- Labbed Prop
- Steering - Internal Hydraulic
- Thru Hull Exhaust

2000 ZX SERIES

2000 DAYTONA SERIES

GENERAL FEATURES
AND BENEFITS


Notes

Notes section with horizontal ruling lines.



2000 CLASSIC SERIES

2000 Z-SERIES

2000 ZF SERIES

ZF Series

35 ZF Open • 35 ZF Cuddy

32 ZF • 30 ZF Cuddy

28 ZF • 23 ZF

Since the introduction of the ZF series sales for these performance fish boats have literally been off the charts. The ZF is unlike any other fish boat because of its speed capabilities, performance looks and features, wider beams and deep interior freeboard.

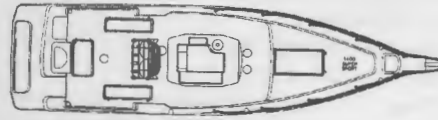
They offer many of the same features found on all Donzis as mentioned in the feature and benefits section of this book such as Low VOC polyester gelcoat, Hydropol Z-Tech vinylester resin, BASF Diamont painted graphics (optional), composite construction (no wood), 32 ounce UV protected vinyls and more.

Important features to present include Sunbrella canvas that includes a 5 year warranty, large fishboxes that drain overboard, not into the bilge. All fish boxes and coolers are foam insulated, rod storage is everywhere. All bowrails are 316-L stainless and are thru-bolted with backing plates and fastened with airline lock nuts. Transom doors allow easy access to the molded dive platform. All wiring is heat shrunk at each connection to ensure no corrosion or breakage. Rocker switches are marine grade and water resistant. And don't forget our exclusive Z-Tech stepped bottom!

For 2000 we will offer two packages that make the ZF a complete custom boat. The new Pro-Series option turns your ZF into an SKA (Southern Kingfish Association) member designed boat. The members of this prestigious association require different features on their boats that turns the ZF into a downright hard-core fishing machine.

The Daytona option takes the ZF model and gives the customer pure performance. Gaffrig gauges, powder coated rubrails, radar arches, hardware, and more are included. They can fish on Friday, dive on Saturday and race on Sunday. For your customers that want the only true center console performance boat the ZF Daytona is the boat of choice.

35 ZF Open



SPECIFICATIONS

LOA34'10"	(10.61m)
BEAM9'2"	(2.8m)
DRAFT, DOWN33"	(.84m)
UP25"	(.64m)
DEADRISE22 DEG.	(22°)
FUEL CAP261 GAL	(987.9L)
WEIGHT (appr)7,500 LBS	(3405kg)
MAX HP750	(562.25kw)
COCKPIT AREA	...112 SQ. FT.	(10.4m ²)
COCKPIT DEPTH27"	(.69m)
BRIDGE CLEARANCE	...7'2"	(2.18m)
w/ARCH7'10"	(2.38m)
w/T-TOP7'10"	(2.38m)
FRESH WATER CAP	...30 GAL	(113.55L)
BAITWELL CAP	...38.5 GAL	(145.72L)

ENGINE OPTIONS

<u>MERCURY</u>	<u>HP</u>
T-225225 EA
T-225 EFI225 EA
T-225 OPTI225 EA
T-250 EFI250 EA
T-300 EFI300 EA
Triple 225 EFI225 EA
Triple 250 EFI250 EA

STANDARD EQUIPMENT

- Z-Care 5-Year Limited Warranty
- 5 Year Transferable Hull Warranty
- 12 Volt Receptacle
- Accessory Bus Bar Under Dash
- Baitwell-Recirculating Pump, Raw Water Washdown, & Freshwater Faucet
- Battery Boxes - Stainless Steel

- Battery Switch - Dual
- Bilge Pump (2)
- Bow Pulpit w/Anchor Roller
- Bow Protector
- Bow Rail - Stainless Steel
- Bracket w/Dive Platform - Integrated
- Cleats - 8" (4), Stainless Steel
- Cleats - 10" Aft (2) Under Gunnel, Stainless Steel
- Cockpit Lights
- Cockpit Shower
- Cockpit Bolster Cushions
- Console Cooler - Forward
- Compass
- Electronics Box w/Lock
- Fish Boxes Port & Starboard Insulated
- Full Premium Instrumentation w/Color Matched Bezels
- Gelcoat - Premium Colored Gelcoat Hullsides
- Gunnel Trim - Rigid Vinyl w/Insert
- Hardware - Stainless Steel
- Hatches w/True Gutter System
- Hawse Pipes
- Head - Porta Potti
- Head - Enclosed in Center Console w/Fresh Water Shower/Sink
- Horn - Electric
- Hull & Deck Joint - Plexus Bonded
- Ignition - Safety Switch
- Illuminated Switch & Breaker Panel
- K-Planes
- Leaning Post w/Rod Holders - 4
- Navigational Lights
- Non-Skid Decks & Gunnels
- Rod Holders - Gunnel Mount - 2 Pair
- Rod Holders - Casting Deck
- Rod Racks - 8
- Rope Locker Storage
- Seat - Forward Console
- Self-Bailing Cockpit
- Steering - Hydraulic (Single Ram)
- Steering Wheel - Custom Aluminum
- Storage - Casting Deck
- Thru-Hulls - Stainless Steel
- Transom Door
- Windshield - Full Height Curved Plexiglass
- Z-Tech Composite Hull Construction
- Z-Tech Ventilated Step Hull

OPTIONAL EQUIPMENT

- Arch - Forward Facing Aluminum Tubular w/Fixed Canvas Brow and Retractable Bimini

35 ZF Open

Continued...

- Battery Charger
- Console Cover
- Dive Ladder - Armstrong
- Graphics Package - Custom
- Head - w/Dockside Discharge
- Head - Electric w/Macerator Pump Out and Holding Tank
- Flo Scan
- Leaning Post - Backrest
- Leaning Post - Scuba Racks
- Light - Remote Spot (Requires Arch or T-Top)
- Lights - Docking
- Map Light
- Outriggers - Gunnel Mount
- Seat - Helm, Side By Side Drop Down
- Seat - Rear Bench (Removable w/Backrest)
- Stereo - Sony AM/FM CD w/4 Speakers and remote
- Spreader Light - Top or Arch Req.
- Top - Bimini
- Trim Tab Indicators
- T-Top Enclosure
- T-Top w/Electronics Box
- T-Top w/Top Gun Outriggers
- Windlass - w/Bow Protector

ELECTRONICS PACKAGE

- Lowrance - LMS 160 GPS
- VHF w/Antenna

DAYTONA PACKAGE

- Aft Seat
- Arch - forward facing w/Bimini
- Cooler or Scuba Rack (Customer Choice)
- Color Matched Engine Graphics
- Custom Paint
- Digital Compass
- Dive Ladder
- Drop Down Helm Seat
- Electronics Package
- Flo Scan
- Cushion for Casting Deck
- Powder Coated Hardware
- Zero Effort Controls w/Trim

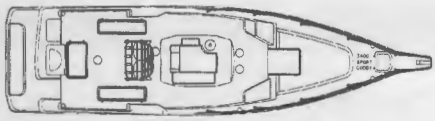
PRO SERIES PACKAGE

- Additional Fuel Capacity - 350 Gallons Total*
- Baitwell Pump - Back-Up - 1100 GPH
- Bilge Pump - Back-Up w/High Water Alarm
- Flo Scan Gauge (Not Available on Yamaha Pre Rig)
- Rod Holder - Lee, 1-Additional Pair
- T-Top w/Radio Box

*Replaces fresh water tank.

Notes

35 ZF Cuddy



SPECIFICATIONS

L O A 34'10" (10.61m)
 BEAM 9'2" (2.8m)
 DRAFT, DOWN 33" (.84m)
 UP 25" (.64m)
 DEADRISE22 DEG. (22°)
 FUEL CAP 261 GAL (987.9L)
 WEIGHT (appr) 7,500 LBS (3405kg)
 MAX HP 750 (562.25kw)
 COCKPIT AREA ... 112 SQ. FT. (10.4m²)
 COCKPIT DEPTH 27" (.69m)
 BRIDGE CLEARANCE ... 7'2" (2.18m)
 w/ARCH 7'10" (2.38m)
 w/T-TOP 7'10" (2.38m)
 FRESH WATER CAP .. 30 GAL (113.55L)
 BAITWELL CAP ... 38.5 GAL (145.72L)
 SLEEPING CAP 2

ENGINE OPTIONS

<u>MERCURY</u>	<u>HP</u>
T-225 EFI	225 EA
T-225 OPTI	225 EA
T-250 EFI	250 EA
T-300 EFI	300 EA
Triple 225 EFI	225 EA
Triple 250 EFI	250 EA

STANDARD EQUIPMENT

- Z-Care 5-Year Limited Warranty
- 5 Year Transferable Hull Warranty
- 12 Volt Receptacle
- Accessory Bus Bar Under Dash
- Baitwell-Recirculating Pump, Raw Water Washdown, & Freshwater Faucet

- Battery Boxes - Stainless Steel
- Battery Switch - Dual
- Bilge Pump
- Bow Protector
- Bow Pulpit w/Anchor Roller
- Bow Rail - Stainless Steel
- Bracket w/Dive Platform - Integrated
- Cabin Door - Plexiglass, Lockable
- Cabin - Cushions, Lights
- Cleats - 8" (4), Stainless Steel
- Cleats - 10" Aft (2) Under Gunnel, Stainless Steel
- Cockpit Lights
- Cockpit Shower
- Cockpit Bolster Cushions
- Console Cooler - Forward
- Compass
- Electrical Distribution Panel w/Circuit Breakers
- Electronics Box w/Lock
- Fish Boxes Port & Starboard Insulated
- Full Premium Instrumentation w/Color Matched Bezels
- Gelcoat - Premium Colored Gelcoat Hullsides
- Gunnel Trim - Rigid Vinyl
- Hardware - Stainless Steel
- Hatches w/True Gutter System
- Hawse Pipes
- Head - Porta Potti
- Head - Enclosed in Center Console w/Fresh Water Shower/Sink
- Horn - Electric
- Hull & Deck Joint - Plexus Bonded
- Ignition - Safety Switch
- Illuminated Switch & Breaker Panel
- K-Planes
- Leaning Post w/Rod Holders - 4
- Navigational Lights
- Non-Skid Decks & Gunnels
- Rod Holders - Gunnel Mount - 2 Pair
- Rod Racks - 8
- Rope Locker Storage
- Seat - Forward Console
- Self-Bailing Cockpit
- Steering - Hydraulic (Single Ram)
- Steering Wheel - Custom Aluminum
- Thru-Hulls - Chrome Plated
- Transom Door
- Windshield - Full Height Curved Plexiglass
- Z-Tech Composite Hull Construction
- Z-Tech Ventilated Step Hull

35 ZF Cuddy

Continued...

OPTIONAL EQUIPMENT

- Arch - Forward Facing Aluminum Tubular w/Fixed Canvas Brow and Retractable Bimini
- Battery Charger
- Console Cover
- Dive Ladder - Armstrong
- Docking Lights
- Engine Graphics
- Flo Scan
- Graphics Package - Custom
- Head - w/Dockside Discharge
- Head - Electric w/Macerator Pump Out and Holding Tank
- Leaning Post - Backrest
- Leaning Post - Scuba Racks
- Light - Remote Spot (Requires Arch or T-Top)
- Lights - Docking
- Map Light
- Outriggers - Gunnel Mount
- Seat - Helm, Side By Side Drop Down
- Seat - Rear Bench (Removable w/Backrest)
- Stereo - Sony AM/FM CD w/4 Speakers and Remote
- Spreader Light - Top or Arch Req.
- Top - Bimini
- Trim Tab Indicators
- T-Top Enclosure
- T-Top w/Electronics Box
- T-Top w/Top Gun Outriggers
- Windlass - W/Bow Protector
- Zero Effort Controls w/Trim

ELECTRONICS PACKAGE

- Lowrance - LMS 160 GPS
- VHF w/Antenna

DAYTONA PACKAGE

- Aft Seat
- Arch - forward facing w/Bimini
- Cooler or Scuba Rack (Customer Choice)
- Color Matched Engine Graphics
- Custom Paint
- Digital Compass
- Dive Ladder
- Drop Down Helm Seat
- Electronics Package



- Bracket with Dive Platform - Integrated
- Cleats Aft - 10" w/Hawse Pipes (2)
- Cleats Bow 6" - 2
- Cleats Midship 6" w/Hawse Pipe (2)
- Cockpit Bolsters
- Cockpit Lights
- Compass - High Speed Ritchie
- Electronic box - Lockable
- Fish Box - 1 1/2" Main Line Drain System
- Fish Boxes /w Macerator Pump (aft)
- Full Premium Color Coordinated Instrumentation w/Color Matched Bezels
- Graphics - Hull Side Color
- Gunnel Trim Rigid Vinyl
- Head - Port-a-potti
- Horn
- Hull & Deck Joint - Plexus Bonded
- Ignition Safety Switch
- Insulated Forward Fish Box
- Insulated Aft Fish Boxes
- Insulated Forward Fish Boxes
- Lighted Aft Bilge
- Leaning Post Alum w/4 Rod Holders
- Portlight - Console
- Raw Water Wash Down
- Rod Holders - (4) gunnel mount
- Rod Racks / Port and Starboard
- Rod Storage
- Rope Locker Storage
- Self Bailing Cockpit
- Stainless Dog Down Latches
- Steering - Single Ram Hydraulic
- Storage - Glove Box in Console
- Storage - Aft Deck Box / 2
- Tackle Box - 4 Drawer
- K-Planes
- Wheel - Aluminum Custom
- Windshield - Full Height

OPTIONAL EQUIPMENT

- Arch Forward Facing w/Bimini
- Bait Well Pump 2000 - Additional
- Battery Charger
- Canvas Bimini Top
- Canvas Console Cover
- Canvas T-Top Enclosure
- Custom Graphics
- Depth Finder
- Dive Ladder



32 ZF

Continued...

- Docking Lights
- Downrigger - Prt/Stbd
- Engine Graphics
- Flo-Scan Gauges (Twin Scan)
- Fresh Water System with transom Shower
- Head - Electric /w Dockside Pumpout
- Head - Porta Potti w/Dockside Pumpout
- High Water Bilge Alarm
- Map Light
- Outriggers Gunnel Mount
- Rod holders 2 additional for downrigger mounts
- Rod Holders 2 Additional on Gunnel
- Scuba Rack
- Seat drop down
- Spreader Light Forward / Aft mounted on T-Top
- Spotlight / Req. T-Top or Arch
- Stereo - Sony AM/FM/CD with 4 Speakers w/Remote
- Tackle Box (Additional) 3-drawer
- Trim Tab Indicators
- T-Top w/Electronics Box
- T-Top w/Top Gun Outriggers
- VHF Radio
- Windlass w/Bow Protector
- Zero Effort Controls w/Trim

DAYTONA PACKAGE

- Aft Seat
- Arch - forward facing w/Bimini
- Cooler or Scuba Rack (Customer Choice)
- Color Matched Engine Graphics
- Custom Paint
- Digital Compass
- Dive Ladder
- Drop Down Helm Seat
- Electronics Package
- Flo Scan
- Forward Cushions
- Powder Coated Hardware
- Transom Shower
- Zero Effort Controls w/Trim



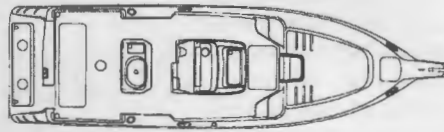
PRO SERIES PACKAGE

- 1 Extra Pair Rod Holders
- 2 Additional Holders for Downriggers
- Back up Baitwell Pump
- Back up Bilge Pump w/High Water Alarm
- Flow Scan Gauge (Not available w/Yamaha Pre Rig)
- Second Tackle Box
- T-Top W/Radio Box

Notes



30 ZF Cuddy



SPECIFICATIONS

LOA29'8"	(9.04m)
BEAM8'6"	(2.59m)
DRAFT, UP19"	(.48m)
DEADRISE22 DEG.	(.22°)
FUEL CAP200 GAL	(757L)
WEIGHT (appr)4,800 LBS	(2179kg)
MAX HP600	(447.42kw)
BRIDGE CLEARANCE	.. .5'10"	(1.77m)
w/ARCH7'5"	(2.26m)
w/T-TOP7'5"	(2.26m)
COCKPIT HEADROOM	.. .4'2"	(1.27m)
COCKPIT AREA	.. .91 SQ. FT.	(8.45m²)
COCKPIT DEPTH23"	(.58m)
BAITWELL CAP50 GAL	(189.25L)
SLEEPING CAPACITY2	

ENGINE OPTIONS

MERCURY	HP
T-225 XL225 EA
T-225 EFI225 EA
T-225 OPTI225 EA
T-250 EFI250 EA
T-300 EFI300 EA

STANDARD EQUIPMENT

- Z-Care 5-Year Limited Warranty
- 5 Year Transferable Hull Warranty
- 12 Volt Receptacle
- Accessory Bus Bar Under Dash
- Baitwell - 50 Gal., Recirculating
- Battery Boxes - Stainless Steel
- Battery Switch - Dual

- Bilge Pump
- Bow Protector
- Bow Pulpit w/Anchor Roller
- Bow Rail - Stainless Steel
- Bracket w/Dive Platform - Integrated
- Cabin Door - Plexiglass, Lockable
- Cabin - Cushions, Lights
- Cleats - 8" (4), Stainless Steel
- Cleats - 10" Aft (2) Under Gunnel, Stainless Steel
- Cockpit Lights
- Cockpit Bolster Cushions
- Console Cooler - Forward
- Compass
- Electronics Box w/Lock
- Fish Box
- Full Premium Instrumentation w/Color Matched Bezels
- Gelcoat - Premium Colored Gelcoat Hullsides
- Gunnel Trim - Rigid Vinyl
- Hardware - Stainless Steel
- Hatches w/True Gutter System
- Head - Porta Potti
- Horn - Electric
- Hull & Deck Joint - Plexus Bonded
- Ignition - Safety Switch
- Illuminated Switch & Breaker Panel
- K-Planes
- Leaning Post w/Rod Holders - 4
- Navigational Lights
- Non-Skid Decks & Gunnels
- Raw Water Washdown
- Rod Holders - Gunnel Mount - 2 Pair
- Rod Racks - 8
- Rod Storage - Cabin
- Rope Locker Storage
- Seat - Forward Console
- Self-Bailing Cockpit
- Steering - Hydraulic
- Steering Wheel - Custom Aluminum
- Tackle Box - 5 Drawer
- Thru-Hulls - Stainless Steel
- Transom Door
- Windshield - Curved Plexiglass
- Z-Tech Composite Hull Construction
- Z-Tech Ventilated Step Hull

OPTIONAL EQUIPMENT

- Arch - Forward Facing Aluminum Tubular w/Fixed Canvas Brow and Retractable Bimini
- Battery Charger

30 ZF Cuddy

Continued...

- Console Cover
- Dive Ladder - Armstrong
- Docking Lights
- Engine Graphics - Color Matched
- Flo Scan
- Graphics Package - Custom
- Head w/Dockside Discharge
- Leaning Post - Backrest
- Light - Remote Spot (Requires Arch or T-Top)
- Lights - Spreader (Requires Arch or T-Top)
- Map Light
- Outriggers - Gunnel Mount
- Scuba Racks - For Drop Down Seat
- Seat - Helm, Side By Side Drop Down (Replaces Baitwell Module)
- Seat - Rear Bench w/Backrest (Removable)
- Stereo - Sony AM/FM CD w/4 Speakers and Stereo Remote
- Top - Bimini
- Trim Tab Indicators
- T-Top Enclosure
- T-Top w/Electronics Box
- T-Top w/Top Gun Outriggers
- Windlass - w/Bow Protector
- Zero Effort Controls w/Trim

ELECTRONICS PACKAGE

- LMS 160 GPS
- VHF Radio w/Antenna

DAYTONA PACKAGE


- Aft Seat
- Arch - forward facing w/Bimini
- Color Matched Engine Graphics
- Custom Paint
- Dive Ladder
- Drop Down Helm Seat
- Electronics Package
- Flo Scan
- Pillows
- Powder Coated Hardware
- Transom Shower
- Zero Effort Controls w/Trim

PRO SERIES PACKAGE

- Baitwell Pump - Back-Up - 1100 GPH
- Bilge Pump - Back-Up w/High Water Alarm
- Flo Scan Gauge (Not Available on Yamaha Pre Rig)
- Rod Holder - Lee, 1-Additional Pair
- T-Top w/Radio Box

Notes

28 ZF



SPECIFICATIONS

LOA27'8" (8.43m)
 BEAM8'6" (2.59m)
 DRAFT, UP19" (.48m)
 DEADRISE22 DEG. (22°)
 FUEL CAP200 GAL (757L)
 WEIGHT (appr)4,500 LBS (2043kg)
 MAX HP500 (372.85kw)
 BRIDGE CLEARANCE ...5'10" (1.77m)
 w/ARCH7'3" (2.20m)
 w/T-TOP7'3" (2.20m)
 COCKPIT AREA ..83.5 SQ. FT. (7.7m²)
 COCKPIT DEPTH23" (.58m)
 BAITWELL CAP50 GAL (189.25L)

ENGINE OPTIONS

<u>MERCURY</u>	<u>HP</u>
T-200 XL	200 EA
T-225 EFI	225 EA
T-225 OPTI MAX	225 EA
T-250 EFI	250 EA

STANDARD EQUIPMENT

- Z-Care 5-Year Limited Warranty
- 5 Year Transferable Hull Warranty
- 12 Volt Receptacle
- Accessory Bus Bar Under Dash
- Baitwell - 50 Gal., Recirculating
- Battery Boxes - Stainless Steel
- Battery Switch - Dual
- Bilge Pump
- Bow Protector
- Bow Pulpit w/Anchor Roller
- Bow Rail - Stainless Steel
- Bracket w/Dive Platform - Integrated
- Cleats - 8" (4), Stainless Steel



- Cleats - 10" Aft (2) Under Gunnel, Stainless Steel
- Cockpit Lights
- Cockpit Bolster Cushions
- Console Cooler - Forward
- Compass
- Electronics Box w/Lock
- Fish Boxes
- Full Premium Instrumentation w/Color Matched Bezels
- Gelcoat - Premium Colored Gelcoat Hullsides
- Gunnel Trim - Rigid Vinyl
- Hardware - Stainless Steel
- Hatches w/True Gutter System
- Horn - Electric
- Hull & Deck Joint - Plexus Bonded
- Ignition - Safety Switch
- Illuminated Switch & Breaker Panel
- Leaning Post w/Rod Holders - 4
- Navigational Lights
- Non-Skid Decks & Gunnels
- Raw Water Washdown
- Rod Holders - Gunnel Mount - 2 Pair
- Rod Racks - 6
- Rope Locker Storage
- Seat - Forward Console
- Self-Bailing Cockpit
- Steering - Hydraulic
- Steering Wheel - Custom Aluminum
- Tackle Box - 4 Drawer
- Thru-Hulls - Chrome Plated
- Transom Door
- Trim Tabs - Dual Ram
- Windshield - Curved Plexiglass
- Z-Tech Composite Hull Construction
- Z-Tech Ventilated Step Hull

OPTIONAL EQUIPMENT

- Arch - Forward Facing Aluminum Tubular w/Fixed Canvas Brow and Retractable Bimini
- Battery Charger
- Console Cover
- Dive Ladder - Armstrong
- Docking Lights
- Engine Graphics - Color Matched
- Flo Scan
- Graphics Package - Custom
- K-Planes
- Leaning Post - Backrest
- Light - Remote Spot (Requires Arch or T-Top)



Continued...

- Map Light
- Outriggers - Gunnel Mount
- Scuba Racks - For Drop Down Seat
- Seat - Helm, Side By Side Drop Down (Replaces Baitwell Module)
- Seat - Rear Bench (Removable w/Backrest)
- Stereo - Sony AM/FM CD w/4 Speakers and Remote
- Spreader Light - Top or Arch Req.
- Top - Bimini
- Trim Tab Indicators
- T-Top Enclosure
- T-Top w/Electronics Box
- T-Top w/Top Gun Outriggers
- Windlass - W/Bow Protector
- Zero Effort Controls w/Trim

ELECTRONICS PACKAGE

- Lowrance - LMS 160
- VHF Antenna

DAYTONA PACKAGE

- Aft Seat
- Arch - forward facing w/Bimini
- Color Matched Engine Graphics
- Custom Paint
- Dive Ladder
- Drop Down Helm Seat
- Electronics Package
- Flo Scan
- Forward Cushions
- Powder Coated Hardware
- Transom Shower
- Zero Effort Controls w/Trim

PRO SERIES PACKAGE

- Baitwell Pump - Back-Up - 1100 GPH
- Bilge Pump - Back-Up w/High Water Alarm
- Flo Scan Gauge (Not Available on Yamaha Pre Rig)
- Rod Holder - Lee, 1-Additional Pair
- T-Top w/Radio Box

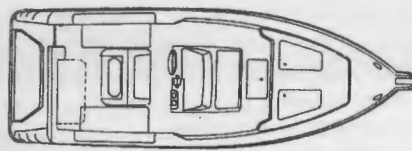


Notes

Lined area for notes on page 82.



23 ZF



SPECIFICATIONS

LOA24' 5"	(7.44m)
BEAM8' 6"	(2.59m)
DRAFT, UP18"	(.46m)
DEADRISE22 DEG	
FUEL CAP141 GAL	(533.68L)
WEIGHT (appr)3,950 LBS	(1793.3k)
MAX HP300 HP	(223.71kw)
BRIDGE CLEARANCE6' 7"	(2.01m)
w/T-TOP7' 0"	(2.13m)
BAITWELL CAP35 GAL	(132.48L)

ENGINE OPTIONS

MERCURY	HP	
225 EFI225
225 OPTI225
250 EFI250
T-150 EFI150 EA
T-150 OPTI150 EA

STANDARD EQUIPMENT

- Z-Care 5-Year Limited Warranty
- 5 year transferrable hull warranty
- 12 volt receptacle
- Accessory bus bar under dash
- Baitwell - 35 gallon, recirculating
- Battery boxes - heavy duty
- Battery switch - dual
- Bilge pumps (2)
- Bow Protector
- Bow pulpit w/anchor roller

- Bow rail - stainless steel
- Bracket w/dive platform - integrated
- Cleats - 6" pop-up (4) stainless steel
- Cleats - 8" aft (2) under gunnel, stainless steel
- Cockpit bolster cushions
- Cockpit lights
- Console cooler (Igloo)
- Compass
- Divinycell transom - vacuum bagged
- Electronics box w/lock
- Fish boxes
- Floor storage
- Full fiberglass stringers
- Full premium instrumentation w/Colored Bezels
- Gelcoat - premium colored hullsides
- Gunnel trim - rigid vinyl
- Hardware - stainless steel
- Hatches w/gutter system and latches
- Hawse pipe
- Head - enclosed in center console
- Horn - electric
- Hull & Deck Joint - Plexus Bonded
- Ignition - safety switch
- Illuminated switch and breaker panel
- Leaning post w/ (4) rod holders
- Navigational lights
- Propellers - stainless steel
- Raw water wash down
- Rod holders gunnel mount - (2) pairs
- Rod racks (6)
- Rope locker storage
- Self bailing cockpit
- Skid resistant deck and gunnels
- Steering - single hydraulic
- Steering wheel - Aluminum
- Storage - casting deck
- Tackle box - (4) drawer
- Thru hull - chrome plated
- Transom door
- Trim tabs
- Upholstery - premium 32 oz. UV protected
- Windshield - curved plexiglass
- Z-Tech composite hull construction
- Z-Tech ventilation step hull

Continued...

OPTIONAL EQUIPMENT

- Arch - forward facing aluminum, tubular w/fixed canvas brow and retractable bimini
- Battery charger
- Console cover
- Dive ladder - Armstrong
- Docking Lights
- Engine Graphics
- Flo Scan
- Fresh water
- Graphics package - custom
- Leaning post, backrest
- Light - remote spot (requires arch or T-top)
- Map Light
- Outrigger - gunnel mount
- Scuba rack - for drop down seat
- Seat - rear folding bench
- Seat - helm side by side drop down (replaces baitwell module)
- Stereo - Sony AM/FM CD w/4 speakers & Remote
- Spreader lights (t-top or arch required)
- Transom shower
- Top - bimini
- T-top partial enclosure
- T-top w/electronics box
- T-top - topgun w/outriggers
- Windlass
- Zero Effort Controls w/Trim

ELECTRONICS PACKAGE

- LMS 160 GPS
- VHF radio w/antenna

DAYTONA PACKAGE

- Aft Seat
- Arch - forward facing w/Bimini
- Color Matched Engine Graphics
- Custom Paint
- Dive Ladder
- Drop Down Helm Seat
- Electronics Package
- Flo Scan
- Forward Cushions

2000 ZX SERIES

2000 DAYTONA SERIES

2000 ZF SERIES



- Powder Coated Hardware
- Transom Shower
- Zero Effort Controls w/Trim

PRO SERIES PACKAGE

- 1 Extra Pair Rod Holders
- Back up Baitwell Pump
- Back up Bilge Pump w/High Water Alarm
- Flow Scan Gauge (Not available w/Yamaha Pre Rig)
- T-Top W/Radio Box

Notes

2000 CLASSIC SERIES

2000 Z-SERIES

PERFORMANCE SPECIFICATIONS



Classic Series

22 • 18 • 16

Quite possibly the boats that made Donzi famous, the Classic line for 2000 continues to be the quintessential speedboat.

Gaffrig gauges with color matched bezels are standard. Other features are what you can't see. Armorflex polyester gelcoat, Hydropol Z-Tech resin, an optional windshield on the 16 Classic, and more.

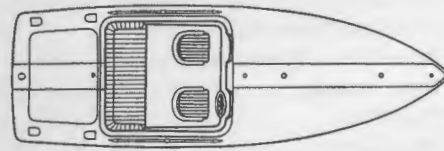
When presenting a Classic be sure and point out the 24 degree deadrise which gives the boat the ride and performance it has become famous for. Also, let them sit in the driver's seat to get the race car feel. It is second to none. All vinyls are 32 ounce UV protected, carpeting (optional) is from Maritron and is 40 ounce marine grade polypropylene to ensure it will look as good as new for years to come.

Resale value on Classics have always been one of the highest in the industry. Focus on the timeless beauty of these models and mention to your prospects that the Classics have been purchased by many "famous" persons through out the world. Presidents, Kings, movie stars, even the late Malcolm Forbes' yacht "Highlander" still boasts two Donzis as tenders.

Donzi Classics are owned by both young and old, and to this day have a wider array of owners than any other boat ever produced in history.



22 Classic



SPECIFICATIONS

LOA22'6"	(6.85m)
BEAM7'0"	(2.13m)
DRAFT - UP16"	(.41m)
DOWN33"	(.84m)
DEADRISE24 DEG	(24°)
FUEL CAP55 GAL	(208.17L)
WEIGHT (approx)3,400 LBS	(1543.6kg)
MAX HP415	(309.5kw)

ENGINE OPTIONS

<u>MERCUISER</u>	<u>HP</u>
5.7L ALPHA250
5.7L EFI ALPHA260
350 MAG MPI ALPHA300
7.4 MPI B1310
377 SCORPION377
454 MAG MPI B1385
502 MAG MPI B1415

<u>VOLVO PENTA</u>	<u>HP</u>
5.7 GSISX280
7.4 GISX310
385 DPX385
415 GSIDPX415

2000 Z-SERIES

PERFORMANCE SPECIFICATIONS

STANDARD EQUIPMENT

- Z-Care 5-Year Limited Warranty
- 5 Year Transferable Hull Warranty
- Battery Box - Stainless Steel
- Battery Switch
- Bilge Pump
- Bilge Blower
- Bow & Stern Eyes - Stainless Steel
- Cleats - Stainless Steel (2)
- Cockpit Liner - Fiberglass
- Cockpit Coaming Pads w/Recessed Storage
- Controls - Deluxe Single Lever
- Cowl Vents - Deluxe Chrome Plated
- Dash - Custom w/Full Gaffrig II Instrumentation w/color matched bezels
- Dash Receptacle - 12 Volt
- Engine Compartment w/Diamond Plate Accents
- Foam Flotation - Closed Cell
- Graphics - Premium Gelcoat
- Gunnel Trim - Rigid Vinyl with Stainless Steel Insert
- Horn - Recessed, Electric
- Hull & Deck Joint - Plexus Bonded & Glassed
- Ignition Safety Switch
- Lift Rings - Stainless Steel, Bow and Stern
- Lights - Navigation
- Prop - Stainless Steel
- Seats - Adjustable Bucket
- Ski Storage
- Ski Tow - Stainless Steel
- Steering - Power Assisted
- Steering Wheel - Custom
- Trim Tabs
- Vinyl - Heavy Duty, Stain-Resistant UV Protected
- Windshield - Stainless Steel

OPTIONAL EQUIPMENT

- Battery Package - Dual
- Cockpit Carpet - 40 oz. Marine Grade Removable
- Cockpit Cover
- Compass - Dashmount
- Depth Finder - Digital
- Exhaust - Quick & Quiet Plus w/Mufflers
- Exhaust - Thru-Hull w/Mufflers
- Fire Extinguisher
- Hour Meter
- Hull Color - Premium Gelcoat

22 Classic

Continued...

- Steering - Internal Hydraulic
- Stereo - Sony AM/FM CD w/4 Speakers
- VHF Radio w/Antenna

SCORPION PACKAGE

(Must buy Scorpion Engine)

- Custom Scorpion Paint
- Depth Finder
- Extra Speakers
- Hour Meter
- Labbed Prop
- Steering - Internal Hydraulic
- Stereo
- Thru Hull Exhaust

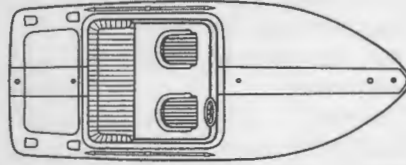


Notes

Lined area for notes on page 92.



18 Classic



SPECIFICATIONS

LOA18'0"	(5.48m)
BEAM7'0"	(2.13m)
DRAFT - UP14"	(.36m)
DOWN27"	(.69m)
DEADRISE24 DEG	(24°)
FUEL CAP41 GAL	(155.18L)
WEIGHT (appr)	..	.2,600 LBS	(1180.4kg)
MAX HP377	(281.13kw)

ENGINE OPTIONS

<u>MERCUISER</u>		<u>HP</u>
5.0 L ALPHA220
5.7 L ALPHA250
5.7 L EFI ALPHA260
350 MAG MPI ALPHA300
377 SCORPION377
<u>VOLVO PENTA</u>		<u>HP</u>
5.0 GLSX220
5.7 GSISX280

2000 CLASSIC SERIES

2000 DAYTONA SERIES

2000 ZF SERIES

2000 Z-SERIES

PERFORMANCE SPECIFICATIONS



STANDARD EQUIPMENT

- Z-Care 5-Year Limited Warranty
- 5 Year Transferable Hull Warranty
- Battery Box - Stainless Steel
- Battery Switch
- Bilge Pump
- Bilge Blower
- Bow & Stern Eyes - Stainless Steel
- Cleats - Stainless Steel (2)
- Cockpit Coaming Pads w/Recessed Storage
- Cockpit Liner - Fiberglass
- Controls - Deluxe Single Lever
- Cowl Vents - Deluxe Chrome Plated
- Dash - Custom w/Full Gaffrig II Instrumentation w/Color Matched Bezels
- Dash Receptacle - 12 Volt
- Deck Rail - Wrap-Around Cockpit (Stainless Steel)
- Engine Compartment w/Diamond Plate Accents
- Foam Flotation - Closed Cell
- Graphics - Premium Gelcoat
- Gunnel Trim - Rigid Vinyl with Stainless Steel Insert
- Horn - Electric, Recessed
- Hull & Deck Joint - Plexus Bonded & Glassed
- Ignition - Safety Switch
- Lift Rings - Bow and Stern
- Lights - Navigation
- Prop - Stainless Steel
- Seats - Adjustable Bucket
- Ski Storage
- Ski Tow
- Steering - Power Assisted
- Steering Wheel - Custom
- Vinyl - Heavy Duty, Stain-Resistant UV Protected

OPTIONAL EQUIPMENT

- Battery Package - Dual
- Cockpit Carpet - 40 oz. Marine Grade Removable
- Cockpit Cover
- Compass - Dashmount
- Depth Finder - Digital
- Exhaust - Quick & Quiet Plus w/Mufflers
- Exhaust - Thru-Hull w/Mufflers
- Fire Extinguisher
- Hour Meter
- Hull Color - Premium Gelcoat



18 Classic

Continued...

- Stereo - Sony AM/FM CD w/4 Speakers
- Trim Tabs
- VHF Radio w/Antenna
- Windshield - Aluminum Frame (No Deck Rail)

SCORPION PACKAGE

(Must buy Scorpion Engine)

- Custom Scorpion Paint
- Depth Finder
- Extra Speakers
- Hour Meter
- Labbed Prop
- Steering - Internal Hydraulic
- Stereo
- Thru Hull Exhaust

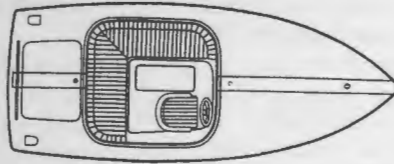


Notes

Lined area for notes on page 96.



16 Classic



SPECIFICATIONS

LOA16'5" (5.0m)
BEAM6'11" (2.10m)
DRAFT - UP12" (.30m)
DOWN23" (.58m)
DEADRISE24 DEG (24°)
FUEL CAP30 GAL (113.55L)
WEIGHT (appr)2,400 LBS (1089.6kg)
MAX HP220 (164.1kw)

ENGINE OPTIONS

<u>MERCUISER</u>		<u>HP</u>
4.3L ALPHA190
5.0L ALPHA220
<u>VOLVO PENTA</u>		<u>HP</u>
4.3 GLSX190
5.0 GLSX220

STANDARD EQUIPMENT

- Z-Care 5-Year Limited Warranty
- 5 Year Transferable Hull Warranty
- Bilge Blower
- Bilge Pump
- Bow & Stern Eyes - Stainless Steel
- Cleats - Stainless Steel (2)
- Cockpit Coaming Pads with Recessed Storage
- Cockpit Liner - Fiberglass
- Controls - Deluxe Single Lever
- Cowl Vents - Deluxe Chrome Plated
- Dash - Custom w/Full Gaffrig II Instrumentation w/Color Matched Bezels
- Dash Receptacle - 12 Volt
- Deck Rail - Wrap-Around Cockpit (Stainless Steel)
- Engine Compartment with Diamond Plate Accents
- Foam Flotation - Closed Cell
- Graphics - Premium Gelcoat
- Gunnel Trim - Rigid Vinyl with Stainless Steel Insert
- Horn - Electric, Recessed
- Hull & Deck Joint - Plexus Bonded & Glassed
- Ignition - Safety Switch
- Lift Rings - Bow and Stern
- Lights - Navigation
- Prop - Stainless Steel
- Seat - Adjustable Bucket w/Wrap-Around
- Ski Storage
- Ski Tow - Stainless Steel
- Steering - Power Assisted
- Steering Wheel - Custom
- Vinyl - Heavy Duty, Stain Resistant UV Protected

OPTIONAL EQUIPMENT

- 2 + 2 Seating (Choice Of)
- Battery Package - Dual
- Cockpit Carpet - 40 oz. Marine Grade Removable
- Cockpit Cover
- Compass - Dashmount
- Depth Finder - Digital
- Exhaust - Quick & Quiet Plus w/Mufflers
- Exhaust - Thru-Hull w/Mufflers
- Fire Extinguisher
- Hour Meter
- Hull Color - Premium Gelcoat

16 Classic*Continued...*

- Hull & Deck Joint - Plexus Bonded
- Stereo - Sony AM/FM CD w/2 Speakers....
- Trim Tabs
- VHF Radio w/Antenna
- Windshield - Aluminum Frame, No Deck Rail

2000 CLASSIC SERIES

2000 DAYTONA SERIES

2000 ZF SERIES



Notes

Lined area for notes with horizontal ruling lines.

2000 Z-SERIES

PERFORMANCE SPECIFICATIONS



Z-Series

Z 32 Express Fish

Z 32 • Z 27 • Z 23 Sport

Z 22 Cuddy • Z 22 • Z 20

For 2000 we have taken our Z-Series of pleasure boats to the next level.

When talking to your prospects about any of the Z-boats, be sure and stress that Donzi is a performance boat company. With the Z models, we start with performance and end with luxury unlike any other.

Sunbrella canvas, ski storage, large cabins, Sony CD Stereos, custom seating, composite (no wood) hull construction, Plexus bonded hull and deck, 32 ounce UV protected vinyls, Scotchguard fabrics in the cabin, 40 ounce marine grade Maritron carpeting and more make the Z-boats the ultimate luxury vessel.

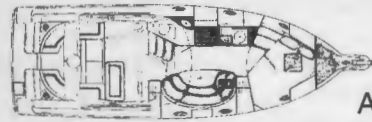
As with any presentation, have prospects get into the boat. Show them the large storage compartments and be sure to point out the deep interior freeboard. Safety is paramount when it comes to families so be sure and focus not only on the major features but also the fact that all Donzis are N.M.M.A. certified and meet and exceed the requirements set by the United States Coast Guard.

For 2000, we offer a Hi-performance Package on various Z-boats. This includes many exciting features (see each model listing) and make the Z the only true performance pleasure boat. For the man or woman that is trying to go the way of family cruising but does not want to let go of performance factor, the Hi-Performance Package may be the answer.

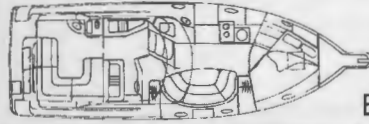
Whether it skiing, over-nighting, diving, cruising, or just sitting at the docks, the 2000 Z-Series certainly has a model for your customer!

PERFORMANCE
SPECIFICATIONS

Z
Z 32



A



B

SPECIFICATIONS

LOA33'8" (10.26m)
 BEAM11'0" (3.35m)
 DRAFT, ENGINE DOWN37" (.94m)
 ENGINE UP30" (.76m)
 DEADRISE19 DEG. (19°)
 FUEL CAP198 GAL (749.43L)
 WEIGHT (appr)11,500 LBS (5221kg)
 MAX HP830 HP (618.9kw)
 HEADROOM6'6" (1.98m)
 BRIDGE CLEARANCE8'2" (2.49m)
 w/ARCH10'3" (3.12m)
 FRESH WATER CAP 35 GAL (132.47L)
 HOLDING TANK CAP ..20 GAL (75.7L)
 SLEEP CAP.6

ENGINE OPTIONS

<u>MERCUISER</u>	<u>HP</u>
T-7.4 MPI B1310 EA
T-7.4 MPI B3310 EA
T-7.4 MPI V-DRIVE310 EA
T-454 MPI HORIZON V-DRIVE385 EA
T-454 MPI B1385 EA
T-502 MPI B1415 EA
<u>VOLVO PENTA</u>	<u>HP</u>
T-7.4 GIDP310 EA
T-7.4 GI V-DRIVE310 EA
<u>YANMAR DIESEL</u>	<u>HP</u>
T-YANMAR 300 B3300 EA
T-YANMAR 300 V-DRIVE300 EA

PERFORMANCE
SPECIFICATIONS



STANDARD EQUIPMENT

- Z-Care 5-Year Limited Warranty
- 5 Year Transferable Hull Warranty
- 3-Step Cabin Entry w/Storage & Stainless Steel Grab Rail
- Battery Box - Stainless Steel
- Battery Charger
- Battery Package - Triple
- Battery Switch - 3
- Beverage Holders - Cockpit & Helm
- Bilge Blowers
- Bilge Pump - 2
- Bimini Top - Canvas w/Aluminum Bows
- Bow & Stern Eyes - Stainless Steel
- Bow Pulpit w/Roller
- Bow Rails - Stainless Steel
- Cabin Carpet - 40 oz. Marine Grade, Removable
- Cabin Lighting - Indirect and Direct
- Circuit Breakers
- City Water Hookup
- Cleats - Bow, Stern, Spring Line (Stainless Steel)
- Cockpit Carpet - 40 oz. Marine Grade, Removable
- Cockpit Courtesy Lights
- Cockpit Wet Bar w/Sink & Faucet
- Compass - Surface Mount
- Crossover Fuel System
- Dash - Custom w/Full Instrumentation
- Dash Receptacle - 12 Volt
- Deck Hatches - 3
- Depth Finder - Digital
- Dinette - Storage Below & Telescopic Table That Lowers to Form Sleeping Area
- Dock Line Hangers - Stainless Steel
- Door - Sliding Plexiglass w/Lock
- Engine Hatches
- Engine Alarm - Audible
- Engine Room Lights
- Fire Extinguisher
- Galley - 2 Burner Electric Stove, Refrigerator - DC, Hot/Cold Pressurized Water w/Large Round Stainless Steel Sink & Hi Rise Faucet, Microwave, Custom Cabinet Mount, Direct Lighting, Coffee Maker
- Grab Rails - Forward Deck, Transom
- Gunnel Trim - Rigid Vinyl
- Head - Vacuum Flush w/Pump Out & Overboard Discharge, Hot & Cold Shower w/Automatic Shower Sump, Stainless Steel Oval Sink w/Storage Below, Plexiglass Skylight, Wall

104



Z 32

Continued...

- Mirror, Grab Rail/Towel Rack
- Headliner - Premium Foam Backed
- Head Outlet - 110 Volt (GFI Protected)
- Helm Seat - Double Wide Adjustable w/Storage
- Horn - Electric, Recessed
- Hour Meters
- Hull & Deck Joint - Plexus Bonded
- Ignition - Safety Switch
- International Navigational Lights
- Mid-Berth Cabin w/Storage and Foam Mattress
- Port Holes - Stainless
- Private Forward Berth w/Foam Mattress and Privacy Door
- Seating - Wrap Around Aft Cockpit Seating
- Shore Power w/Cord
- Steering Wheel - Custom
- Stereo - Sony AM/FM Remote CD w/6 Speakers
- Swim Ladder - Custom
- Telephone - TV Jacks
- Transom Door - Center Entrance
- Transom Platform - Integrated
- Transom Shower
- Transom Storage
- Trim Tabs
- Vinyl - Heavy Duty, Stain-Resistant UV Protected
- Water & Waste Tank Level Indicator
- Water Heater
- Water Resistant Rocker Switches
- Windshield - Powder Coated Aluminum
- Wiper - Starboard
- Z-Tech Hull Construction

OPTIONAL EQUIPMENT

- Air Conditioning - 16,000 BTU
- Arch Radar
- Canvas - Cockpit Cover
- Canvas - Side, Aft & Windshield Connector
- Carbon Monoxide Detector
- Cockpit Outlet - 110 Volt
- Compass - Digital
- Fresh Water Cooling
- Fume Detector
- Generator - 7.3 KW Gas
- Generator - 5.0 KW Diesel
- GPS Plotter
- Gray Water System

(cont.)

105

- Ice Maker
- Oil Change Pump
- Radar
- Spotlight - Remote Control
- Stereo - Ultimate Sony AM/FM CD w/7 Speakers (10-disc changer)
- Sun Pad - Forward
- Television w/VCP
- VHF Radio w/Antenna
- Wall Vacuum
- Water Filter
- Windlass
- Wiper - Port

COCKPIT PLAN "B"

Port Transom Door • Starboard U-Shape Dinette Seating w/Filler Cushion & Table • Port Bench Seats with Cooler

CONVENIENCE PACKAGE

Spotlight • Cockpit Outlet • Dash Receptacle • Sun Pad • Ice Maker • Wall Vacuum

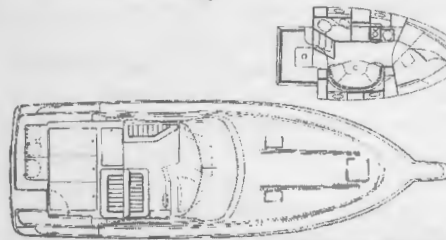
SUPER SPORT PACKAGE

(454 MPI & 502 MPI only)

Forward Facing Aluminum Tubular Arch w/Fixed Canvas Brow and Retractable Bimini • Exhaust, Quick & Quiet w/Mufflers • Zero Effort Controls & Gauges • Remote Dual Spotlights • Stereo - Ultimate AM/FM CD w/7 Speakers (5 disc changer) • Custom Upholstery (Plan "A" & "B") • Mechanical Trim and Drive Indicators • ZX Hi Performance Steering Wheel

Notes

Z 32 Express Fish



SPECIFICATIONS

LOA33'8"	(10.26m)
BEAM11'0"	(3.35m)
DRAFT (Hull)25"	(.64m)
FUEL CAPACITY250 Gal.	(946.25L)
WEIGHT (appr)12,000 Lbs.	(5448kg)
COCKPIT AREA75 Sq. Ft.	(6.97m ²)
COCKPIT DEPTH26"	(.66m)
MAX HP830 HP	(618.9kw)
BRIDGE CLEARANCE8'2"	(2.49m)
w/TOWER18'	(.548m)
w/HARD TOP9'9"	(2.97m)
CABIN HEAD ROOM6'8"	(1.98m)
BAITWELL CAPACITY		35 Gal.	(132.47L)
FISH BOX CAPACITY		50 Gal.	(189.25L)
SLEEPING CAPACITY6	

ENGINE OPTIONS

<u>MERCUISER</u>	<u>HP</u>
Merc. T-7.4 MPI B1310 EA
Merc. T-7.4 MPI B3310 EA
Merc. T-7.4L MPI V-DRIVE I/B310 EA
T-454 MIP HORIZON V-D385 EA
T-454 MAG MPI B1385 EA
T-502 MAG MPI B1415 EA
<u>VOLVO PENTA</u>	<u>HP</u>
Volvo T-7.4 GL/DP310 EA
Volvo T-7.4 GI V-DRIVE310 EA
<u>YANMAR</u>	<u>HP</u>
T-YANMAR 300 I/O B3300 EA
T-YANMAR 300 V-DRIVE300 EA

STANDARD EQUIPMENT

- Z-Care 5-Year Limited Warranty
- 5 Year Transferable Hull Warranty
- Baitwell - Recirculating & Raw Water Wash Down w/Transom Fresh Water Sink & Control
- Battery Switch - Mid-Cabin
- Battery Charger
- Bilge Blowers
- Bilge Pump - 1500 GPH (2 each)
- Bow Rails - Stainless Steel
- Cleats - 10" Bow & Stern (Stainless Steel)
- Bow Pulpit w/Roller
- Bow & Stern Eyes - Stainless Steel
- Cabin Entry - 3 Step w/Storage Below and Grab Rail
- Cabin Lighting - Indirect & Direct
- Circuit Breakers
- City Water hookup
- Cockpit Courtesy Lights
- Compass
- Crossover Fuel System
- Dash - Full Instrumentation
- Dash Receptacle - 12 Volt
- Depth Finder
- Dinette w/Storage
- Dinette Storage Below & Telescopic Table That Lowers To For Sleeping Area
- Door - Sliding Plexiglass w/Lock
- Drink Holders
- Engine Hatches Access - 3
- Engine Alarm
- Engine Room Lights
- Galley - 2 Burner Electric Stove, Refrigerator (DC), Pressurized Water (Hot & Cold), Stainless Steel Round Sink & Hi-Rise Faucet, Microwave, Cabinets - Direct Lighting, Coffee Maker
- Grab Rails - Stainless Steel
- Grab Rails - Transom (Stainless Steel)
- Gunnel Trim - Rigid Vinyl w/Insert
- Hatches - Deck (3)
- Head - Vacuum Flush W/Pumpout & Overboard Discharge
- Head - Hot & Cold Shower & Vanity, Stainless Steel Oval Sink w/Storage, Tinted Plexiglass Skylight, Wall Mirror
- Helm Seat - Double Wide w/Storage (Adjustable)
- Horn - Electric
- Hour Meters
- Hull & Deck Joint - Plexus Bonded

108

Z 32 Express Fish

Continued...

- Hull Color Premium Gelcoat
- Ignition - Safety Switch
- Midcabin Berth w/Foam Mattress
- Navigation Lights
- Non-Skid Decks & Gunnels
- Port Light - (6)
- Outlet - Head - 110 Volt
- Private Forward Berth w/Foam Mattress and Privacy Door
- Rod Storage - Lockable
- Self-Bailing Cockpit
- Shore Power w/Cord
- Steering Wheel - Stainless Steel
- Stereo - Sony AM/FM Cassette w/6 Speakers
- Tackle Box - Built-In
- Transom Door - Starboard Entrance
- Transom Shower - Cold
- Trim Tabs
- Vinyl - Heavy Duty, Stain Resistant UV Protected
- Water Heater
- Water Resistant Rocker Switches
- Water & Waste Tank Indicator
- Windshield - Powder Coated
- Wiper - Stbd.
- Z-Tech Composite Hull Construction

OPTIONAL EQUIPMENT

- Air Conditioning - Reverse Cycle - 16,000 BTU
- Carbon Monoxide Detector
- Cockpit Carpet - 40 ox. Marine Grade, Removable
- Cockpit Cover
- Cockpit Outlet - 110 Volt
- Compass - Digital
- Curtain Package - Bimini
- Curtain Package - Hard Top
- Curtain Package - Tower
- Dive Platform w/Ladder
- Fume Detector
- Generator - 7.3 kw - gas
- Generator - 4.0 kw - diesel
- GPS Plotter w/Antenna
- Graphics - Custom (Tape or Paint)
- Grey Water System
- Light - Remote Control Spot
- Lights - Spreader (Req. Hard Top, Tower or Arch)
- Oil Change Pump

109



- Outriggers - Mount Towers
- Outriggers - Top Guns For Hard Top
- Outriggers - For Cabin Mount
- Seat - Rear Bench (Removable)
- Shower - Cockpit (cold)
- Stereo - Ultimate Sony AM/FM CD w/7 Speakers and 10-Disc Changer
- Sun Pad - Forward
- Television w/VCP
- Top -Bimini w/Windscreen w/Stainless Steel Bows
- Top - Hard Top w/Radio Box & Rocket Launchers
- Top - Radar Arch w/Outriggers
- Top - Radar Arch w/Rod Holders
- Top - Tower w/Dual Station Cable Controls
- VHF Radio
- Wall Vacuum
- Water Filter
- Windlass
- Wiper - Port

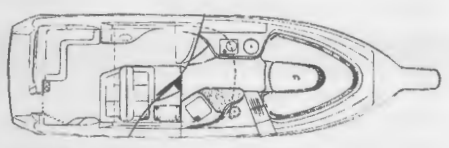
ELECTRONICS PACKAGE

- Lowrance - LMS 160
- VHF Radio w/Antenna

Notes



Z 27



SPECIFICATIONS

LOA29'3" (8.92m)
 BEAM8'6" (2.59m)
 DRAFT, DOWN41" (1.04m)
 UP21" (.53m)
 DEADRISE19 DEG. (19°)
 FUEL CAP103 GAL (389.85L)
 WEIGHT (appr)6,500 LBS (2951kg)
 MAX HP310 (231.2kw)
 CABIN HEADROOM6' (1.83m)
 BRIDGE CLEARANCE ...7'4" (2.24m)
 w/ARCH8'2" (2.49m)
 FRESH WATER CAP. ...20 GAL (75.7L)
 HOLDING TANK CAP 10 GAL (37.85L)
 SLEEP CAP4

ENGINE OPTIONS

MERCUISER HP
 7.4L MPI B3310

VOLVO PENTA HP
 7.4 GIDP310

STANDARD EQUIPMENT

- Z-Care 5-Year Limited Warranty
- 5 Year Transferable Hull Warranty
- Accessory Panel w/Electrically Protected Circuit Breaker
- Anchor Hatch & Storage
- Anchor Roller
- Battery Switch
- Battery Box - Stainless Steel
- Beverage Holders



- Bilge Pumps - 2
- Bimini Top w/Stainless Steel Bows
- Blower Vents - Stainless Steel
- Bow Pulpit - Integrated
- Bow Rail- Stainless Steel
- Bow & Stern Eyes - Stainless Steel
- Cabin Carpet - 40 oz. Marine Grade, Removable
- Cabin Door - Lockable
- Cleats - Pop-up, Stainless Steel
- Dash - Custom w/Full Instrumentation
- Dash Receptacle - 12 Volt
- Dinette Table - Drop Down w/Filler Cushion
- Engine Room Storage Bin
- Fresh Water System - Cold, Pressurized
- Gauges - Custom w/Chrome Trim
- Gelcoat - Premium
- Glove Box w/Lock
- Grab Rails - Stainless Steel
- Hanging Locker Storage
- Hardware - Stainless Steel
- Head - Porta potti
- Head - Stand Up w/Shower and Vanity
- Headliner - Premium Foam Backed
- Horn - Electric, Recessed
- Hull & Deck Joint - Plexus Bonded
- Icebox
- Ignition - Safety Switch
- Ignition - Safety Switch
- Lighting - Cabin, Cockpit & Navigational
- Microwave
- Mid-Berth Cabin
- Port Lights - 4 Each
- Seating - Double Bench Helm, Back to Back
- Seating - Aft Bench
- Shore Power w/Cord
- Steering - Power Assisted
- Steering Wheel - Custom
- Stereo - Sony AM/FM CD w/4 Speakers and Remote
- Stove - Single Burner, Electric
- Swim Platform Integrated w/Ladder
- Transom Door - Walk Through
- Vinyl - Heavy Duty, Stain-Resistant UV Protected
- Walkway - Non-Skid
- Water Resistant Rocker Switches
- Wet Bar - Cockpit
- Windshield - Walk Thru (Powder Coated Aluminum)
- Z-Tech Composite Hull Laminate



Continued...

OPTIONAL EQUIPMENT

- Air Conditioning - 9,000 BTU
- Arch Radar
- Battery Charger
- Battery Package - Dual
- Canvas - Camper Package
- Canvas - Cockpit Cover
- Canvas - Curtains, Side & Aft w/Windshield Connector
- Carbon Monoxide Detector
- Cockpit Carpet - 40 oz. Marine Grade, Removable
- Cockpit Outlet - 110 Volt
- Compass - Digital
- Compass - Surface Mount
- Depth Finder - Digital
- Fire Extinguisher
- Fume Detector
- Gray Water System
- Head - Pump Out For Porta Potti
- Head - Vacuum Flush w/Pump Out & Overboard Discharge
- Head Outlet - 110 Volt
- Hour Meter
- Ice Maker
- Refrigerator - DC
- Spotlight - Remote Control
- Stereo - Sony Ultimate AM/FM CD w/7 Speakers (5-disc changer)
- Stove - Single Burner Electric
- Telephone/TV Jacks
- Television w/Video Cassette Player - AC/DC
- Tilt Wheel
- Transom Shower
- Trim Tabs
- VHF Radio w/Antenna
- Water Heater
- Windlass
- Windshield Wiper

(cont.)



CONVENIENCE PACKAGE

Spotlight • Cockpit Carpet • Transom Shower
• Water Heater • Telephone/TV Jack

CRUISE PACKAGE

Hour Meter • Depth Finder • Compass • Fire
Extinguisher • Tilt Wheel

WEEKENDER PACKAGE

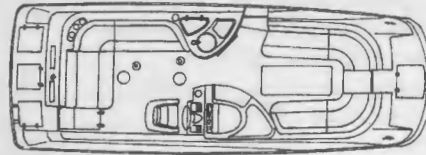
Battery Charger • Dual Battery Package • Head
Outlet, 110 Volt • DC Refrigerator • Dual Burner
Electric Stove.

Notes

Horizontal lines for notes.



Z 23 Sport



SPECIFICATIONS

LOA23'4" (7.11m)
BEAM8'6" (2.59m)
DRAFT, DOWN35" (.89m)
UP19" (.48m)
DEADRISE19 DEG. Z-TECH (19°)
FUEL CAP50 GAL (189.25L)
WEIGHT (appr)3,500 LBS (1589kg)
MAX HP377 (281.13kw)
COCKPIT AREA84 SQ. FT. (7.8m²)
FRESH WATER CAP.12 GAL. (45.42L)

ENGINE OPTIONS

MERCUISER	HP
5.7L ALPHA250
5.7L EFI260
350 MAG MPI ALPHA300
377 SCORPION377

VOLVO PENTA	HP
5.7 GSISX280

STANDARD EQUIPMENT

- Z-Care 5-Year Limited Warranty
- 5 Year Transferable Hull Warranty
- Accessory Panel w/Breakers
- Anchor Locker - Self Bailing
- Battery Box - Stainless Steel
- Beverage Holders
- Bilge Blower
- Bilge Pump
- Bimini Top w/Stainless Steel Bows
- Blender - 12 Volt w/Receptacle
- Bow & Stern Eyes - Stainless Steel

- Cleats - Bow & Stern, Springline Stainless Steel
- Cooler - 36qt., Removable
- Cushions - Bow & Aft
- Dash - Custom w/Full Instrumentation
- Dash Receptacle - 12 Volt
- Engine Compartment - Insulated
- Engine Room Light
- Entry Doors - 3
- Grab Rails - Bow & Stern, Stainless Steel
- Graphics - Premium Gelcoat w/Vinyl Accents
- Gunnel Trim - Rigid Vinyl
- Hardware - Thru-Bolted
- Head - Porta Potti
- Horn - Electric
- Hull & Deck Joint - Bonded & Glassed
- Ignition - Safety Switch
- Lighting - Cockpit
- Lights - Docking
- Liner - Non-Skid Molded Fiberglass
- Navigational Lights
- Prop - Stainless Steel
- Seat - Helm Captain's Chair
- Sink - Pressurized Fresh Water
- Ski & Kneeboard Locker
- Ski Tow - Stainless Steel
- Steering - Tilt
- Steering Wheel - Custom
- Stereo - Sony AM/FM CD w/2 Speakers
- Storage - Port & Starboard, Bow & Stern
- Swim Ladder - Bow & Stern, Recessed
- Swim Platform - Integrated w/Storage
- Table - Aft, Cockpit - Removable
- Trash Receptacle
- Vinyl - Heavy Duty, Stain-Resistant UV Protected
- Water Resistant Rocker Switches
- Wind Deflector - Plexiglass
- Z-Tech Hull Construction
- Z-Tech Ventilated Step Hull

OPTIONAL EQUIPMENT

- Battery Package - Dual
- Battery Switch
- Canvas - Forward Bimini w/Stainless Steel Bows
- Canvas - Camper Package
- Canvas - Cockpit Cover
- Cockpit Carpet - 40oz. Marine Grade Removable
- Compass - Surface Mounted
- Compass - Dash Mounted
- Cushions - Forward Bow Filler

Z 23 Sport

Continued...

- Depth Finder - Digital
- Exhaust - Thru Hull w/Mufflers
- Fire Extinguisher
- Fume Detector
- Head - Pump Out
- Hour Meter
- Speakers - 2 Additional
- Table - Cockpit (Forward)
- Transom Shower
- VHF Radio w/Antenna

HI-PERFORMANCE PACKAGE

- Cockpit Cover
- Compass - Dash Mounted (Gaffrig)
- Depth Finder - Gaffrig
- Exhaust - Thru Hull w/External Mufflers
- Gaffrig II Gauges
- Graphics - Custom Paint w/Clearcoat, A or B
- Pop-Up Cleats (4)

SCORPION PACKAGE

(Must buy Scorpion Engine)

- Custom Paint
- Depth Finder
- Extra Speakers
- Hour Meter
- Labbed Prop
- Thru Hull Exhaust

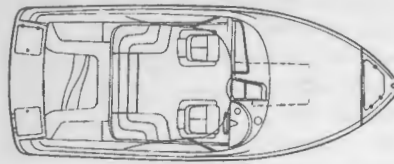


Notes

Lined area for notes



Z 22 Cuddy



SPECIFICATIONS

LOA21'3" (6.47m)
BEAM8'6" (2.59m)
DRAFT, DOWN36" (.91m)
UP16" (.41m)
DEADRISE21 DEG. Z-TECH (21°)
FUEL CAP50 GAL (189.25L)
WEIGHT (appr)	...3,250 LBS (1475.5kg)
MAX HP377 (281.13kw)
CABIN HEADROOM2'8" (.81m)
SLEEPING CAPACITY2

ENGINE OPTIONS

<u>MERCUISER</u>	<u>HP</u>
5.7L ALPHA250
5.7L EFI260
350 MAG MPI ALPHA300
377 SCORPION377

<u>VOLVO PENTA</u>	<u>HP</u>
5.7 GSISX280

STANDARD EQUIPMENT

- Z-Care 5-Year Limited Warranty
- 5 Year Transferable Hull Warranty
- Accessory Panel w/Breakers
- Anchor Locker - Self Bailing
- Battery Box - Stainless Steel
- Beverage Holders
- Bilge Blower
- Bilge Pump
- Bow & Stern Eyes - Stainless Steel
- Cabin Filler Cushion

- Cleats - Bow & Stern, Stainless Steel
- Cockpit Carpet - 40oz. Marine Grade
- Convertible Top w/Stainless Steel Bows
- Cooler - Bow Area & Port Console
- Cooler - removable, 25 qt.
- Courtesy Lights
- Cushions - Bow
- Dash - Custom w/Full Instrumentation
- Dash Receptacle - 12 Volt
- Door - Cabin, Plexiglass with Lock
- Engine Compartment - Insulated
- Glove Box
- Grab Rails - Bow & Stern, Stainless Steel
- Graphics - Premium Paint w/Clearcoat
- Hardware - Thru-Bolted, Stainless Steel
- Head - Porta Potti
- Horn - Electric, Recessed
- Hull & Deck Joint - Bonded & Glassed
- Ignition - Safety Switch
- Locker - Vented In-Floor
- Navigational Lights
- Prop - Stainless Steel
- Rub Rail - Rigid Vinyl
- Seating - U-Shaped Lounge w/Custom Bucket Seats
- Ski Tow - Stainless Steel
- Steering - Tilt
- Steering Wheel - Custom
- Stereo - Sony AM/FM CD w/2 Speakers
- Storage - Port & Starboard Console, Side Panels, Rear Seat and Engine Compartment and Cabin
- Sun Pad
- Swim Ladder - Recessed
- Thru Hull Fittings - Chrome
- Transom Platform - Integrated
- Vinyl - Heavy Duty, Stain-Resistant UV Protected
- Water Resistant Rocker Switches
- Windshield - Walk Thru
- Z-Tech Hull Construction
- Z₂-Tech Ventilated Step Hull

OPTIONAL EQUIPMENT

- Battery Package - Dual
- Battery Switch
- Canvas - Cockpit Cover
- Canvas - Side & Aft
- Cockpit Table
- Compass - Digital
- Compass - Surface Mount

120

Z 22 Cuddy

Continued...

- Depth Finder - Digital
- Exhaust - Thru Hull w/Mufflers
- Fire Extinguisher
- Fume Detector
- Head - Pump Out
- Hour Meter
- Lift Kit
- Speakers - Additional 2
- Transom Shower - 12 gal.
- VHF Radio w/Antenna
- Wiper - Starboard Only

HI-PERFORMANCE PACKAGE

- Cockpit Cover
- Compass
- Depth Finder - Gaffrig
- Exhaust - Thru Hull w/External Mufflers
- Gaffrig II Gauges
- Graphics - Custom Paint w/Clearcoat, A or B
- Pop-Up Cleats (4)

SCORPION PACKAGE

(Must buy Scorpion Engine)

- Custom Paint
- Depth Finder
- Extra Speakers
- Hour Meter
- Labbed Prop
- Steering - Internal Hydraulic
- Thru Hull Exhaust

121

- Cooler - Bow Area & Port Console
- Cooler - Removable, 25 qt.
- Courtesy Lights
- Cushions - Bow
- Dash - Custom w/Full Instrumentation
- Dash Receptacle - 12 Volt
- Engine Compartment - Insulated
- Glove Box
- Grab Rails - Bow & Stern, Stainless Steel
- Graphics - Premium Paint w/Clearcoat
- Hardware - Thru-Bolted, Stainless Steel
- Horn - Electric, Recessed
- Hull & Deck Joint - Bonded & Glassed
- Ice Chest - 25 qt. cooler
- Ignition - Safety Switch
- Navigational Lights
- Props - Stainless Steel
- Rub Rail - Rigid Vinyl
- Seating - U-Shaped Lounge w/Custom Bucket Seats
- Ski & Kneeboard Locker - Vented, In Floor
- Ski Tow - Stainless Steel
- Steering - Tilt
- Steering Wheel - Custom
- Stereo - Sony AM/FM CD w/2 Speakers
- Storage - Port & Starboard Console, Bow Seats, Side Panels, Rear Seat and Engine Compartment
- Sun Pad
- Swim Ladder - Recessed
- Thru Hull Fittings - Chrome
- Transom Platform - Integrated
- Vinyl - Heavy Duty, Stain-Resistant UV Protected
- Water Resistant Rocker Switches
- Windshield - Walk Thru
- Z-Tech Hull Construction
- Z-Tech Ventilated Step Hull

OPTIONAL EQUIPMENT

- Battery Package - Dual
- Battery Switch
- Canvas - Bow Cover
- Canvas - Cockpit Cover

Continued...

- Canvas - Side & Aft
- Canvas - Walk-Thru Curtain To Bow
- Cockpit Table
- Compass - Digital
- Compass - Surface Mount
- Depth Finder - Digital
- Exhaust - Thru Hull w/Mufflers
- Fire Extinguisher
- Fume Detector
- Hour Meter
- Lift Kit
- Speakers - Additional 2
- Transom Shower - 12 gal.
- VHF Radio w/Antenna
- Wiper - Starboard Only

HI-PERFORMANCE PACKAGE

- Bow Cover
- Cockpit Cover
- Compass
- Depth Finder - Gaffrig
- Exhaust - Thru Hull w/External Mufflers
- Gaffrig II Gauges
- Graphics - Custom Paint w/Clearcoat, A or B
- Pop-Up Cleats (4)

SCORPION PACKAGE

(Must buy Scorpion Engine)

- Custom Paint
- Depth Finder
- Extra Speakers
- Hour Meter
- Labbed Prop
- Steering - Internal Hydraulic
- Thru Hull Exhaust

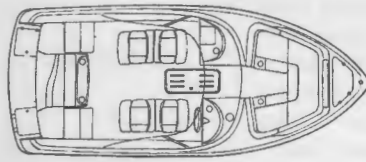


Notes

Lined area for notes



Z 20



SPECIFICATIONS

LOA19'3"	(5.86m)
BEAM8'0"	(2.43m)
DRAFT, DOWN32"	(.81m)
UP16"	(.41m)
DEADRISE21 DEG. Z-TECH	(21°)
FUEL CAP35 GAL	(132.47L)
WEIGHT (appr)	..	.3,080 LBS	(1398.32kg)
MAX HP280	(208.8kw)

ENGINE OPTIONS

<u>MERCUISER</u>		<u>HP</u>
4.3L ALPHA190
5.0L ALPHA220
5.7L ALPHA250
5.7 EFI260
<u>VOLVO PENTA</u>		<u>HP</u>
5.0 GISX220
5.7 GSI SX280

STANDARD EQUIPMENT

- Z-Care 5-Year Limited Warranty
- 5 Year Transferable Hull Warranty
- Accessory Panel w/Fuses
- Anchor Locker - Self Bailing
- Beverage Holders
- Bilge Blower
- Bilge Pump
- Bow & Stern Eyes - Stainless Steel
- Cleats - Bow & Stern, Stainless Steel
- Cockpit Carpet - 40oz. Marine Grade
- Convertible Top w/Stainless Steel Bows

- Cooler - Bow Area & Port Console
- Cooler - removable, 25 qt.
- Courtesy Lights
- Cushions - Bow
- Dash - Custom w/Full Instrumentation
- Dash Receptacle - 12 Volt
- Engine Compartment - Insulated
- Foam Flotation - Closed Cell
- Glove Box
- Grab Rails - Bow & Stern, Stainless Steel
- Graphics - Premium Paint w/Clearcoat
- Hardware - Thru-Bolted, Stainless Steel
- Horn - Electric
- Hull & Deck Joint - Bonded & Glassed
- Ignition - Safety Switch
- Navigational Lights
- Prop - Stainless Steel
- Rub Rail - Rigid Vinyl
- Seating - Sundeck
- Seats - Custom Buckets
- Ski & Kneeboard Locker - Vented, In Floor
- Ski Tow - Stainless Steel
- Steering - Tilt
- Steering Wheel - Custom
- Stereo - Sony AM/FM CD w/2 Speakers
- Storage - Port & Starboard Console, Bow Seats, Side Panels, Rear Seat & Engine Compartment
- Swim Ladder - Recessed
- Thru Hull Fittings - Chrome
- Transom Platform - Integrated
- Vinyl - Heavy Duty, Stain-Resistant UV Protected
- Water Resistant Rocker Switches
- Windshield - Walk Thru
- Z-Tech Composite Hull Construction
- Z-Tech Ventilated Step Hull

OPTIONAL EQUIPMENT

- Battery Package - Dual
- Battery Switch
- Canvas - Bow Cover
- Canvas - Cockpit Cover
- Canvas - Side & Aft
- Canvas - Walk-Thru Curtain To Bow
- Compass - Digital
- Compass - Surface Mount
- Depth Finder - Digital
- Exhaust - Thru Hull w/External Mufflers
- Fire Extinguisher

Continued...

- Fume Detector
- Hour Meter
- Lift Kit
- Speakers - 2 Additional
- Transom Shower - 12 gal.
- VHF Radio w/Antenna
- Wiper - Starboard Only

HI-PERFORMANCE PACKAGE

- Bow Cover
- Cockpit Cover
- Compass
- Depth Finder - Gaffrig
- Exhaust - Thru Hull w/External Mufflers
- Gaffrig II Gauges
- Graphics - Custom Paint w/Clearcoat, A or B
- Pop-Up Cleats (4)

SCORPION PACKAGE

(Must buy Scorpion Engine)

- Custom Paint
- Depth Finder
- Extra Speakers
- Hour Meter
- Labbed Prop
- Steering - Internal Hydraulic
- Thru Hull Exhaust

Z

Notes

Horizontal lines for notes



PERFORMANCE SPECIFICATIONS

2000 CLASSIC SERIES

2000 Z-SERIES

2000 ZF SERIES



Performance

*DONZI MARINE advises that the performance figures are merely an estimate of what you can expect based on our factory testing program. Boat speeds will vary depending on weight, fuel load, number of passengers, air temperature, altitude, humidity, barometric pressure, water conditions, wind, engine tuning, horsepower (HP) variance from engine to engine, propellers, and numerous other factors beyond our control. All speeds are obtained by professional test boat drivers in optimum conditions.

45 ZX

<u>MERCUISER</u>	* <u>MPH</u>
Triple 502 MPI B1	TBD
Triple 500 EFI B1	TBD
Triple 575 EFI B1	TBD
Triple 900 SC SSM6	TBD

38 ZX

<u>MERCUISER</u>	* <u>MPH</u>
T-HP 500 B173 - 76
T-HP 500 EFI B175 - 78

<u>YANMAR</u>	* <u>MPH</u>
T-300 B357 - 60

33 ZX

<u>MERCUISER</u>	* <u>MPH</u>
T-502 MAG MPI B172 - 75
T-HP 500 B176 - 80
T-HP 500 EFI B178 - 82

<u>YANMAR</u>	* <u>MPH</u>
T-300 B359 - 64

28 ZX

<u>MERCUISER</u>	* <u>MPH</u>
T-5.7L B166 - 69
T-5.7L EFI B168 - 71
T-350 MAG MPI B172 - 75

<u>VOLVO PENTA</u>	* <u>MPH</u>
T-377 SCORPION77 - 80
T-5.7 GSSX66 - 69
T-5.7 GSISX68 - 71

26 ZX

<u>MERCUISER</u>	*MPH
454 MAG MPI B1	64 - 67
502 MAG MPI B1	68 - 71
HP 500 B1	72 - 75
HP 525 SC B1	76 - 79

<u>VOLVO PENTA</u>	*MPH
385 DPX	64 - 67
415 DPX	68 - 71
500 DPX	72 - 75
525 DPX	76 - 79

22 ZX

<u>MERCUISER</u>	*MPH
350 MAG MPI	66 - 69
7.4 MPI B 1	68 - 71
454 MAG MPI B1	70 - 73
502 MAG MPI B1	72 - 75
377 SCORPION	67 - 70

<u>VOLVO PENTA</u>	*MPH
5.7 GSISX	66 - 69
7.4 GISX	68 - 70
385 DPX	70 - 73
415 GSIDPX	74 - 76

45 DAYTONA

<u>MERCUISER</u>	*MPH
Triple 502 MPI B1	TBD
Triple 500 EFI B1	TBD
Triple 575 EFI B1	TBD
Triple 900 SC SSM6	TBD

38 DAYTONA

<u>MERCUISER</u>	*MPH
T-HP 500 B1	77 - 80
T-HP 525 SC B1	83 - 86
T-HP 600 SC B1	87 - 90

33 DAYTONA

<u>MERCUISER</u>	*MPH
T-HP 500 B1	77 - 80
T-HP 500 EFI B1	80 - 84
T-HP 525 SC B1	83 - 86
T-HP 600 SC B1	87 - 90

28 DAYTONA

<u>MERCUISER</u>	*MPH
HP 500 B 1	74 - 77
HP 500 EFI B1	76 - 78
HP 525 SC	79 - 82
T-350 MAG MPI B1	76 - 79

26 DAYTONA

<u>MERCUISER</u>	*MPH
HP 500 B1	78 - 81
HP 525 SC B1	82 - 85

22 DAYTONA

<u>MERCUISER</u>	*MPH
454 MAG MPI B1	74 - 77
502 MAG MPI B1	78 - 81

35 ZF OPEN

<u>MERCURY</u>	*MPH
T-225 (25")	60 - 63
T-225 EFI (25")	60 - 63
T-225 OPTI (25")	60 - 63
T-250 EFI (25")	62 - 66
T-300 EFI	68 - 71
Triple 225 (25"/30")	71 - 75

35 ZF CUDDY

<u>MERCURY</u>	*MPH
T-225 (25")	60 - 63
T-225 EFI (25")	60 - 63
T-225 OPTI (25")	60 - 63
T-250 EFI (25")	62 - 66
T-300 EFI(25")	68 - 71
Triple 225 (25"/30")	71 - 75

32 ZF

<u>MERCURY</u>	*MPH
T-225 EFI61 - 63
T-225 OPTI61 - 63
T-250 EFI63 - 65
T-300 EFI68 - 70

30 ZF

<u>MERCURY</u>	*MPH
T-22562 - 64
T-225 EFI62 - 64
T-225 OPTI62 - 64
T-250 EFI64 - 66
T-300 EFI72 - 75

28 ZF

<u>MERCURY</u>	*MPH
T-200 XL60 - 63
T-225 EFI64 - 66
T-225 OPTI MAX64 - 66
T-250 EFI68 - 70

23 ZF

<u>MERCURY</u>	*MPH
200 OPTI48 - 50
225 EFI50 - 52
225 OPTI50 - 52
250 EFI54 - 56
T-150 EFI58 - 62
T-150 OPTI58 - 62

35 ZF PRO SERIES OPEN

<u>MERCURY</u>	*MPH
T-22560 - 63
T-225 EFI60 - 63
T-225 OPTI60 - 63
T-250 EFI62 - 66
T-300 EFI68 - 71
Triple 225 EFI71 - 75
Triple 250 EFI75 - 80

35 ZF PRO SERIES CUDDY

<u>MERCURY</u>	*MPH
T-225 EFI60 - 63
T-225 OPTI60 - 63
T-250 EFI63 - 66
T-300 EFI68 - 71
Triple 225 EFI71 - 75
Triple 250 EFI75 - 80

32 ZF PRO SERIES

<u>MERCURY</u>	*MPH
T-225 EFI61 - 63
T-225 OPTI61 - 63
T-250 EFI63 - 65
T-300 EFI68 - 70

30 ZF PRO SERIES

<u>MERCURY</u>	*MPH
T-22562 - 64
T-225 EFI62 - 64
T-225 OPTI62 - 64
T-250 EFI64 - 66
T-300 EFI72 - 75

28 ZF PRO SERIES

<u>MERCURY</u>	*MPH
T-200 XL60 - 63
T-225 EFI62 - 65
T-225 OPTI MAX62 - 65
T-250 EFI68 - 71

23 ZF PRO SERIES

<u>MERCURY</u>	*MPH
200 OPTI48 - 50
225 EFI50 - 52
225 OPTI50 - 52
250 EFI54 - 56
T-150 EFI58 - 62
T-150 OPTI58 - 62

35 ZF DAYTONA OPEN

<u>MERCURY</u>	<u>*MPH</u>
T-22560 - 63
T-225 EFI60 - 63
T-225 OPTI60 - 63
T-250 EFI63 - 66
T-300 EFI68 - 71
Triple 225 EFI71 - 75
Triple 250 EFI75 - 80

35 ZF DAYTONA CUDDY

<u>MERCURY</u>	<u>*MPH</u>
T-225 EFI60 - 63
T-225 OPTI60 - 63
T-250 EFI63 - 65
T-300 EFI68 - 71
Triple 225 EFI71 - 75
Triple 250 EFI75 - 81

32 ZF DAYTONA

<u>MERCURY</u>	<u>*MPH</u>
T-225 EFI61 - 63
T-225 OPTI61 - 63
T-250 EFI63 - 65
T-300 EFI68 - 70

30 ZF DAYTONA

<u>MERCURY</u>	<u>*MPH</u>
T-22562 - 64
T-225 EFI62 - 64
T-225 OPTI62 - 64
T-250 EFI64 - 66
T-300 EFI72 - 75

28 ZF DAYTONA

<u>MERCURY</u>	<u>*MPH</u>
T-200 XL60 - 63
T-225 EFI64 - 66
T-225 OPTI MAX64 - 66
T-250 EFI68 - 70

23 ZF DAYTONA

<u>MERCURY</u>	<u>*MPH</u>
200 OPTI48 - 50
225 EFI50 - 52
225 OPTI50 - 52
250 EFI54 - 56
T-150 EFI58 - 62
T-150 OPTI58 - 62

22 CLASSIC

<u>MERCUISER</u>	<u>*MPH</u>
5.7L ALPHA50 - 54
5.7L EFI ALPHA52 - 55
350 MAG MPI59 - 62
7.4 MPI B 164 - 66
454 MAG MPI B 168 - 71
502 MAG MPI B 175 - 77
377 SCORPION67 - 69
<u>VOLVO PENTA</u>	<u>*MPH</u>
5.7 GSISX	TBD
7.4 GISX65 - 68
385 DPX70 - 73
415 GSIDPX75 - 77

18 CLASSIC

<u>MERCUISER</u>	<u>*MPH</u>
5.0 L ALPHA60 - 63
5.7 L Alpha63 - 66
5.7 L EFI ALPHA65 - 68
350 MAG MPI70 - 73
377 SCORPION74 - 77
<u>VOLVO PENTA</u>	<u>*MPH</u>
5.0 GLSX60 - 63
5.7 GSISX68 - 71

16 CLASSIC

<u>MERCUISER</u>	*MPH
4.3L ALPHA53 - 55
5.0L ALPHA55 - 57

VOLVO PENTA *MPH

4.3 GLSX53 - 55
5.0 GLSX55 - 57

Z 20MERCUISER *MPH

4.3L Alpha	49 - 51
5.0L Alpha50 - 53
5.7LX Alpha52 - 55
5.7EFI53 - 56

VOLVO PENTA *MPH

5.0 GLSX50 - 53
----------------	----------

Z 22MERCUISER *MPH

5.7L Alpha50 - 53
5.7L EFI51 - 54
350 MAG MPI Alpha53 - 56

VOLVO PENTA *MPH

5.7 GSISX51 - 54
-----------------	----------

Z 22 CUDDYMERCUISER *MPH

5.7L Alpha50 - 53
5.7L EFI51 - 54
350 MAG MPI Alpha53 - 56

VOLVO PENTA *MPH

5.7 GSISX51 - 54
-----------------	----------

Z 23 SPORTMERCUISER *MPH

5.7L Alpha50 - 53
5.7L EFI51 - 54
350 MAG MPI Alpha53 - 56

VOLVO PENTA *MPH

5.7 GSISX52 - 55
-----------------	----------

Z 27MERCUISER *MPH

7.4L MPI B 347 - 50
--------------------	----------

VOLVO PENTA *MPH

7.4 GIDP47 - 50
----------------	----------

Z 32MERCUISER *MPH

T-7.4 MPI B152 - 55
T-7.4 MPI B353 - 56
T-7.4 MPI V-Drive40 - 43
T-454 MPI HORIZON V-DRIVE ..	.43 - 45
T-454 B1 MPI58 - 60
T-502 B1 MPI60 - 63

VOLVO PENTA *MPH

T-7.4 GIDP49 - 51
T-7.4 GI V-DRIVE58 - 40

YANMAR DIESEL *MPH

T-Yanmar 300 B353 - 56
T-Yanmar 300 V-DRIVE40 - 43



Z 3250 EXPRESS FISH

MERCUISER *MPH

Merc. T-7.4 MPI B152 - 55
Merc. T-7.4 MPI B353 - 56
Merc. T-7.4L MPI V-Drive I/B40 - 43
T-454 MAG MIP Horizon V-D43 - 45
T-454 MAG MPI B158 - 60
T-502 MAG MPI B160 - 63

VOLVO PENTA *MPH

Volvo T-7.4 GL/DP53 - 56
Volvo T-7.4 GI V-DRIVE38 - 40

YANMAR *MPH

T-Yanmar 300 V-DRIVE35 - 37
----------------------------	----------



DONZI MARINE

P.O. Box 987

Tallevast, FL 34270-0987

941.727.0622 800.624.3304

www.donzimarine.com

January 1, 2000
