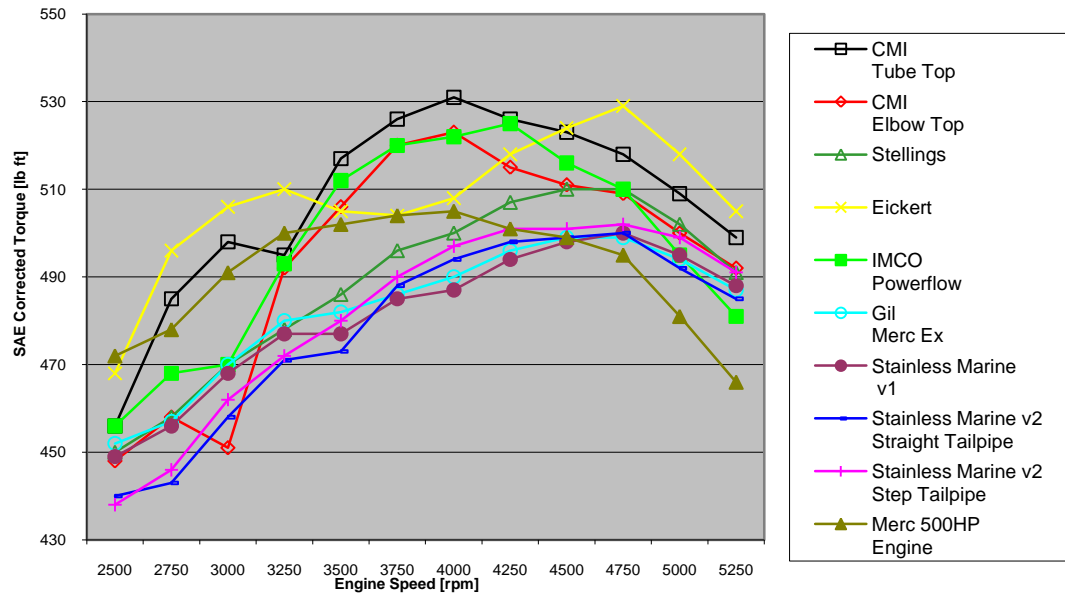


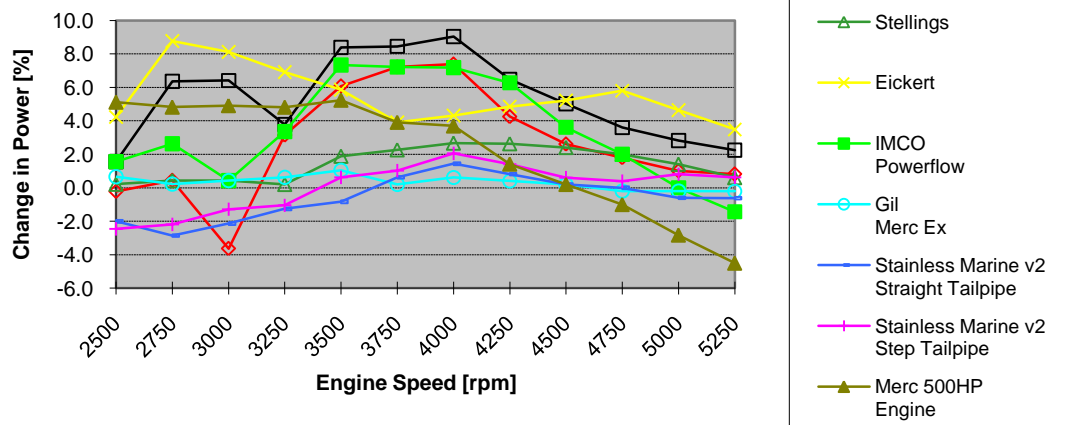
Fountain 500 Exhaust Comparison Torque



RPM	CMI Tube Top	CMI Elbow Top	Stellings	Eickert	IMCO Powerflow	Gil Merc Ex	Stainless Marine v1	Stainless Marine v2 Straight Tailpipe	Stainless Marine v2 Step Tailpipe	Merc 500HP Engine
2500	456	448	450	468	456	452	449	440	438	472
2750	485	458	458	496	468	457	456	443	446	478
3000	498	451	470	506	470	470	468	458	462	491
3250	495	492	478	510	493	480	477	471	472	500
3500	517	506	486	505	512	482	477	473	480	502
3750	526	520	496	504	520	486	485	488	490	504
4000	531	523	500	508	522	490	487	494	497	505
4250	526	515	507	518	525	496	494	498	501	501
4500	523	511	510	524	516	499	498	499	501	499
4750	518	509	510	529	510	499	500	500	502	495
5000	509	500	502	518	495	494	495	492	499	481
5250	499	492	491	505	481	487	488	485	491	466

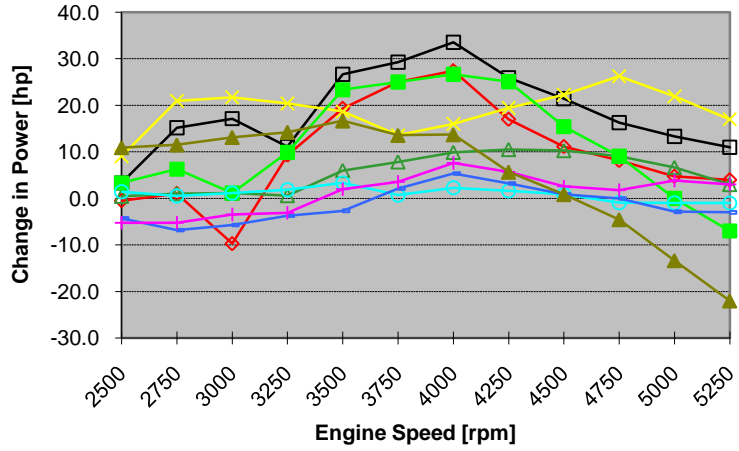


**Fountain 500 Exhaust Comparison**  
**Percent Change in Power Using**  
**Stainless Marine v1 as Baseline**



RPM	CMI Tube Top	CMI Elbow Top	Stellings	Eickert	IMCO Powerflow	Gil Merc Ex	Stainless Marine v2 Straight Tailpipe	Stainless Marine v2 Step Tailpipe	Merc 500HP Engine
2500	1.6	-0.2	0.2	4.2	1.6	0.7	-2.0	-2.4	5.1
2750	6.4	0.4	0.4	8.8	2.6	0.2	-2.9	-2.2	4.8
3000	6.4	-3.6	0.4	8.1	0.4	0.4	-2.1	-1.3	4.9
3250	3.8	3.1	0.2	6.9	3.4	0.6	-1.3	-1.0	4.8
3500	8.4	6.1	1.9	5.9	7.3	1.0	-0.8	0.6	5.2
3750	8.5	7.2	2.3	3.9	7.2	0.2	0.6	1.0	3.9
4000	9.0	7.4	2.7	4.3	7.2	0.6	1.4	2.1	3.7
4250	6.5	4.3	2.6	4.9	6.3	0.4	0.8	1.4	1.4
4500	5.0	2.6	2.4	5.2	3.6	0.2	0.2	0.6	0.2
4750	3.6	1.8	2.0	5.8	2.0	-0.2	0.0	0.4	-1.0
5000	2.8	1.0	1.4	4.6	0.0	-0.2	-0.6	0.8	-2.8
5250	2.3	0.8	0.6	3.5	-1.4	-0.2	-0.6	0.6	-4.5

**Fountain 500 Exhaust Comparison**  
 Change in Power Using  
 Stainless Marine v1 as Baseline



- CMI Tube Top
- ◇— CMI Elbow Top
- △— Stellings
- ×— Eickert
- IMCO Powerflow
- Gil Merc Ex
- Stainless Marine v2 Straight Tailpipe
- Stainless Marine v2 Step Tailpipe
- ▲— Merc 500HP Engine

RPM	CMI Tube Top	CMI Elbow Top	Stellings	Eickert	IMCO Powerflow	Gil Merc Ex	Stainless Marine v2 Straight Tailpipe	Stainless Marine v2 Step Tailpipe	Merc 500HP Engine
2500	3.3	-0.5	0.5	9.0	3.3	1.4	-4.3	-5.2	10.9
2750	15.2	1.0	1.0	20.9	6.3	0.5	-6.8	-5.2	11.5
3000	17.1	-9.7	1.1	21.7	1.1	1.1	-5.7	-3.4	13.1
3250	11.1	9.3	0.6	20.4	9.9	1.9	-3.7	-3.1	14.2
3500	26.7	19.3	6.0	18.7	23.3	3.3	-2.7	2.0	16.7
3750	29.3	25.0	7.9	13.6	25.0	0.7	2.1	3.6	13.6
4000	33.5	27.4	9.9	16.0	26.7	2.3	5.3	7.6	13.7
4250	25.9	17.0	10.5	19.4	25.1	1.6	3.2	5.7	5.7
4500	21.4	11.1	10.3	22.3	15.4	0.9	0.9	2.6	0.9
4750	16.3	8.1	9.0	26.2	9.0	-0.9	0.0	1.8	-4.5
5000	13.3	4.8	6.7	21.9	0.0	-1.0	-2.9	3.8	-13.3
5250	11.0	4.0	3.0	17.0	-7.0	-1.0	-3.0	3.0	-22.0
Stainless Marine v1	CMI Tube Top	CMI Elbow Top	Stellings	Eickert	IMCO Powerflow	Gil Merc Ex	Stainless Marine v2 Straight Tailpipe	Stainless Marine v2 Step Tailpipe	Merc 500HP Engine
214	217	213	214	223	217	215	209	208	225
239	254	240	240	260	245	239	232	234	250
267	284	258	268	289	268	268	262	264	280
295	306	304	296	316	305	297	291	292	309
318	345	337	324	337	341	321	315	320	335
346	376	371	354	360	371	347	348	350	360
371	404	398	381	387	398	373	376	379	385
400	426	417	410	419	425	401	403	405	405
427	448	438	437	449	442	428	428	429	428
452	468	460	461	478	461	451	452	454	448
471	485	476	478	493	471	470	468	475	458
488	499	492	491	505	481	487	485	491	466

